

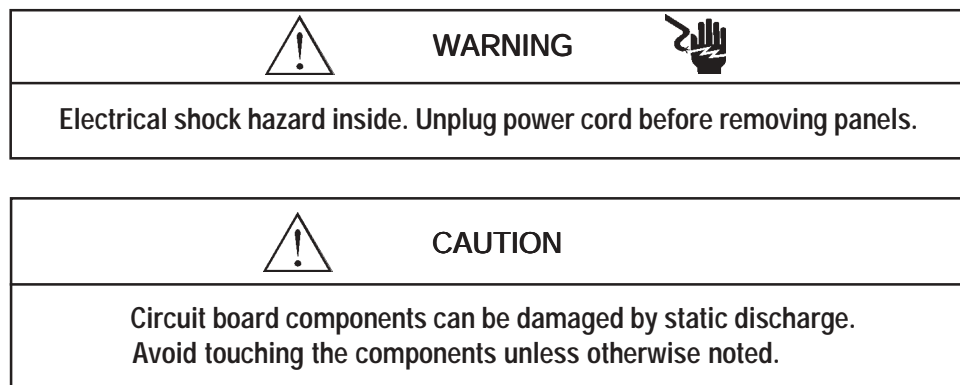
# Installation Instructions

## Interface Part Number 14-6562-086

Interfacing Tekmar OPTIC to a Hewlett-Packard 5890 Series I and II GC

Also for use with HP 5970/ 5971/ 5972 MSD **without** the Autosampler

This interface cable allows OPTIC to operate automatically with your Hewlett Packard instruments. It allows the GC to send a START signal to OPTIC. Also, it enables OPTIC to start the GC and data system upon injection.



### Connecting to OPTIC

1. Turn the OPTIC power supply OFF.
2. Find the connector labeled Logic I/O on the back of OPTIC.
3. Plug the 25-pin end of the OPTIC interface cable into the Logic I/O connector.

### Connecting to the GC with MSD

1. Remove the top right instrument cover on the GC. Find the the 4-way cable connector attached to the REMOTE receptacle.
2. Plug the OPTIC interface cable into the 4-way cable connector .

**Note:** The 4-way cable connector and attached cables are standard with the MSD. However, they may need to be installed. If necessary, contact Hewlett-Packard to purchase these items. Refer to your GC manual for complete instructions.

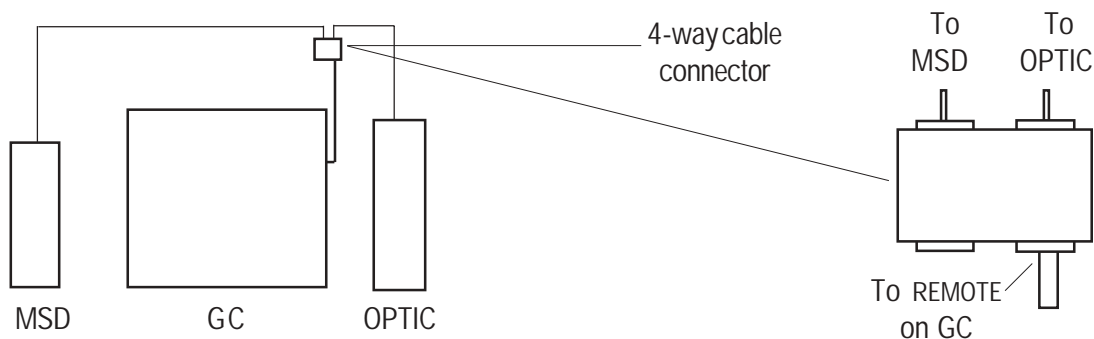


Figure 1 Cable Connections

## Tekmar OPTIC Interface 14-6562-086 (continued)

**Connecting to the GC**

1. Remove the right top instrument cover on the GC.
2. Plug the 12-pin connector (amp plug) end of the OPTIC interface cable into the connector labeled REMOTE.
3. Coil the cable partially around the strain relief posts and route it out the rear of the GC.

**Connecting to a Peripheral Device (Data System)**

This interface has a two-wire cable that is used to start a peripheral device. Refer to your peripheral device manual for the location of the terminals to which these wires attach.

1. Connect the black wire to the ground, common, or negative terminal.
2. Connect the remaining wire to the other terminal.

**Note:** When using Chemstation, the two-wire cable is not used. If you are not using this cable, insulate the bare wires with electrical tape or cut them off to keep them from touching each other.

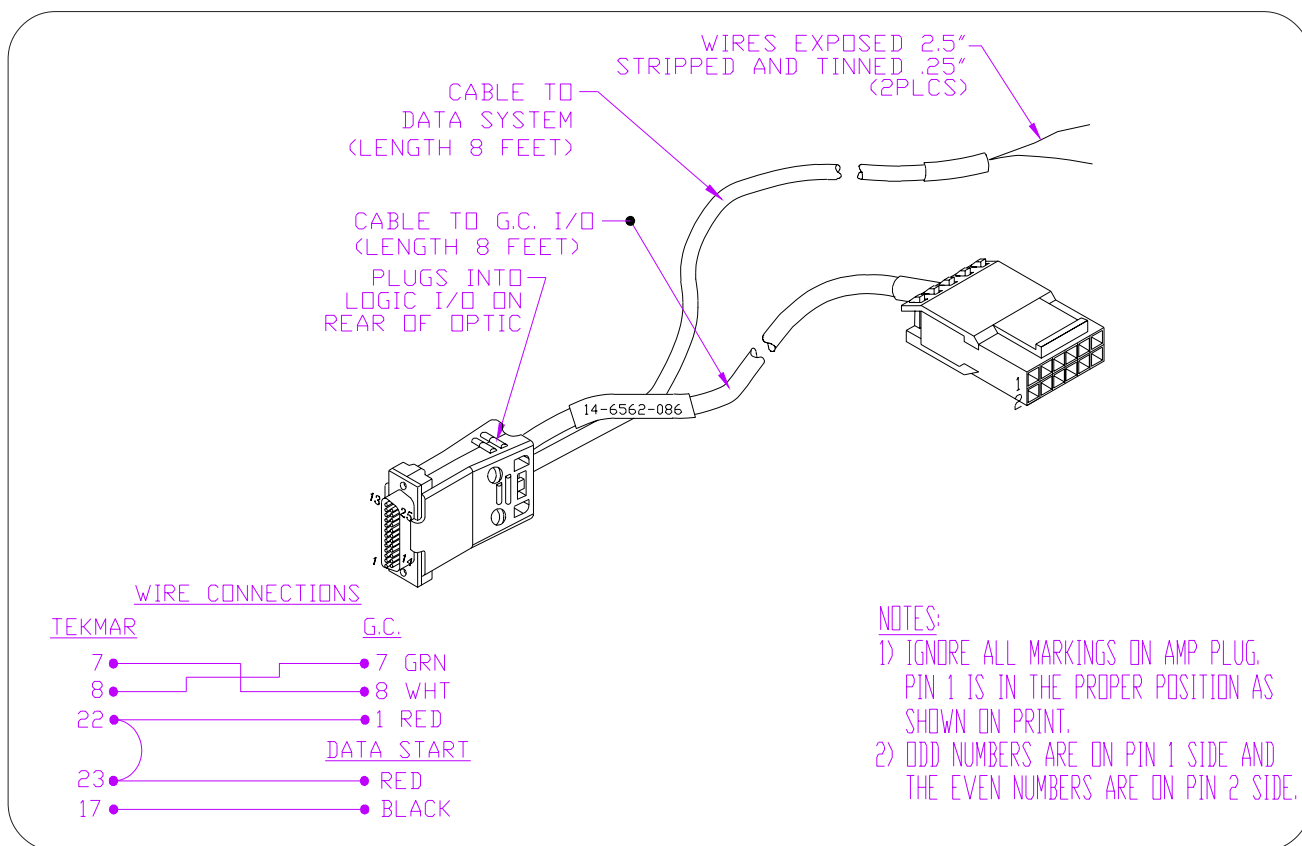


Figure 2 Interface Cable



7143 East Kemper Road, Cincinnati, Ohio 45242-9576  
 (800) 543-4461 • Outside the U.S. (513) 247-7000 • Service (800) 874-2004  
 Telefax (513) 247-7050