

Figure 1: Archon Purge Gas Cutoff Valve




Figure 2: Gas Cutoff Valve




Figure 3: Valco Nut and Ferrule Orientation




Figure 4: Sample Mount and Glassware




Figure 5: Sample Valve and Drain Line




Figure 6: Drain Valve




Figure 7: Upchurch Nut and Ferrule Orientation





Figure 8: Sample Mount Oven Tee

Stratum/Archon/GC Connections



To rear of GC (Remote Sampler)

Figure: Rear of Stratum





Figure: Rear of Archon



16-pin to 9-pin adapter

Figure: Rear of GC