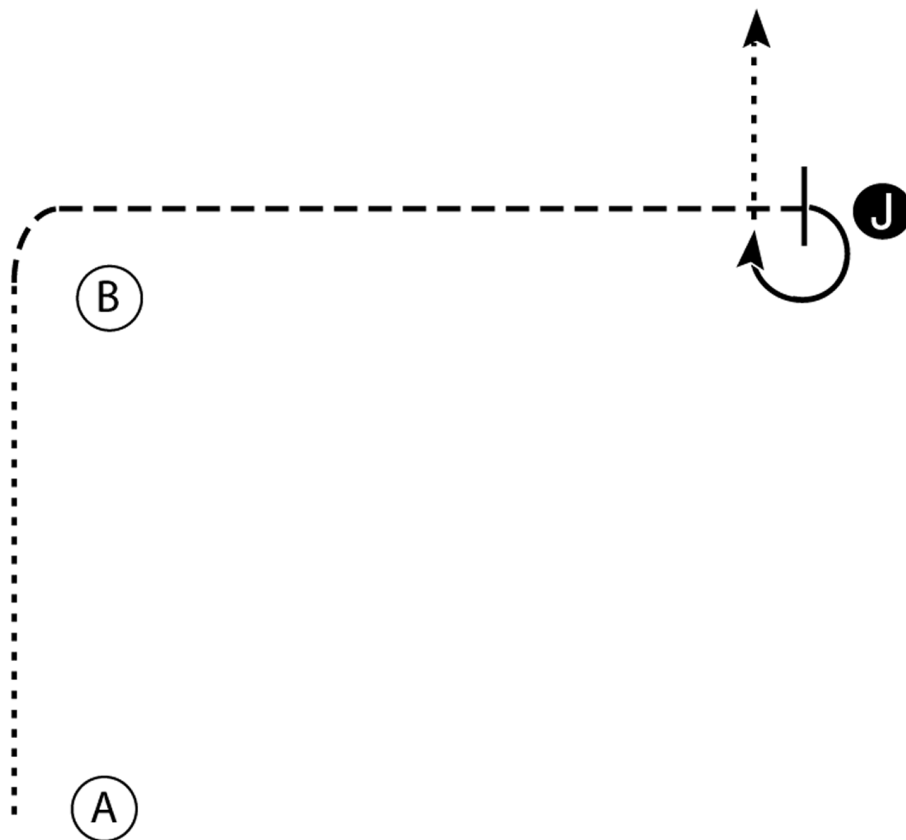


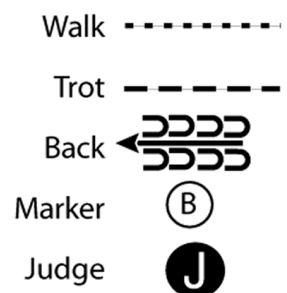
# Butte County Fair Horse Show

## Western Showmanship (Junior )

Show Date: 08-16-2025



1. Walk from A to B.
2. Trot from B to the Judge.
3. Stop and set up for inspection.
4. When dismissed perform a 270 degree turn and walk straight away from the Judge.



[S/WT-2]

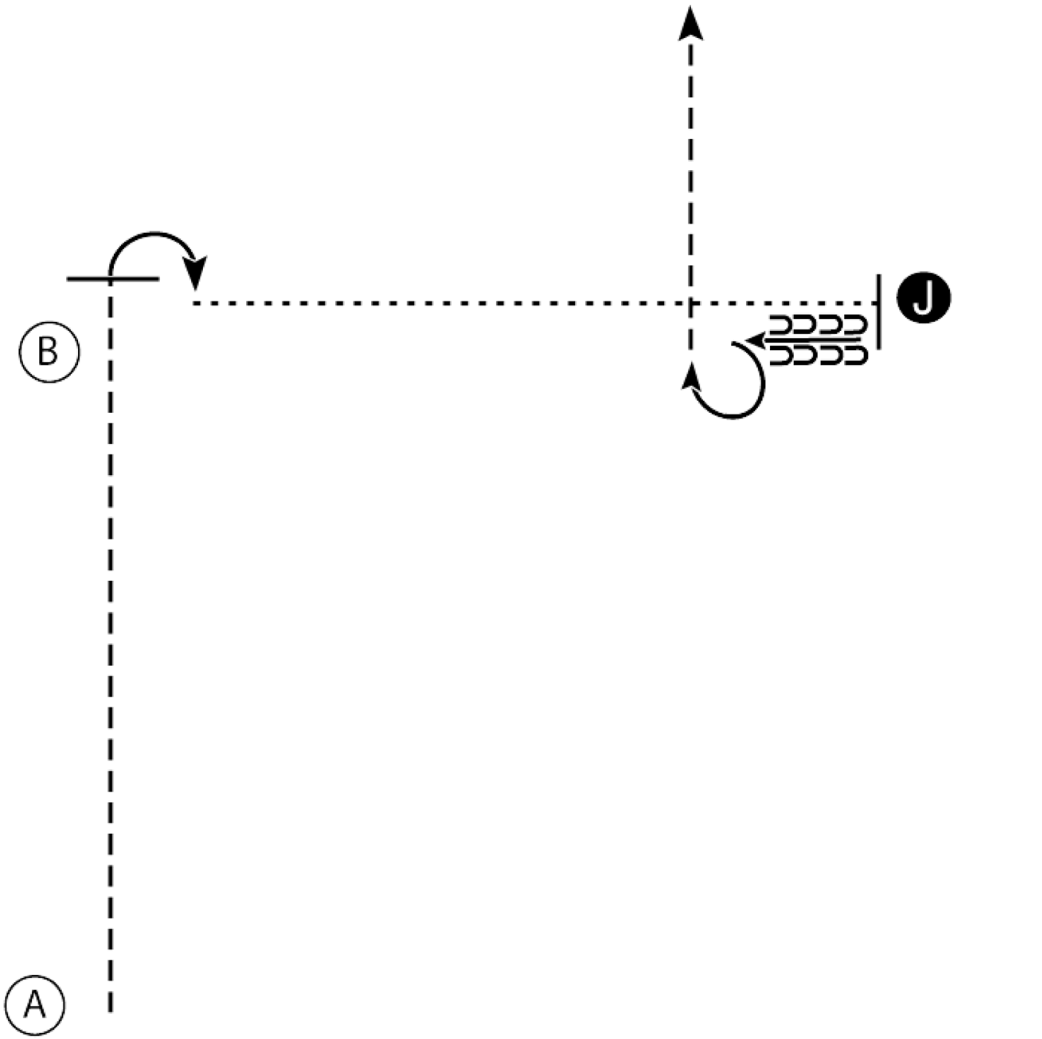
Pattern Provided by:

*Riverside 4-H*

# Butte County Fair Horse Show

## Western Showmanship (Intermediate )

Show Date: 08-16-2025



1. Begin at A. Trot from A past B
2. Stop and perform a 90 degree turn
3. Walk to the Judge, stop and set up for inspection
4. When dismissed back one horse length and perform a 270 degree turn
5. Trot to the line-up

Walk .....  
Trot - - - - -  
Back ←  
Marker (B)  
Judge (J)

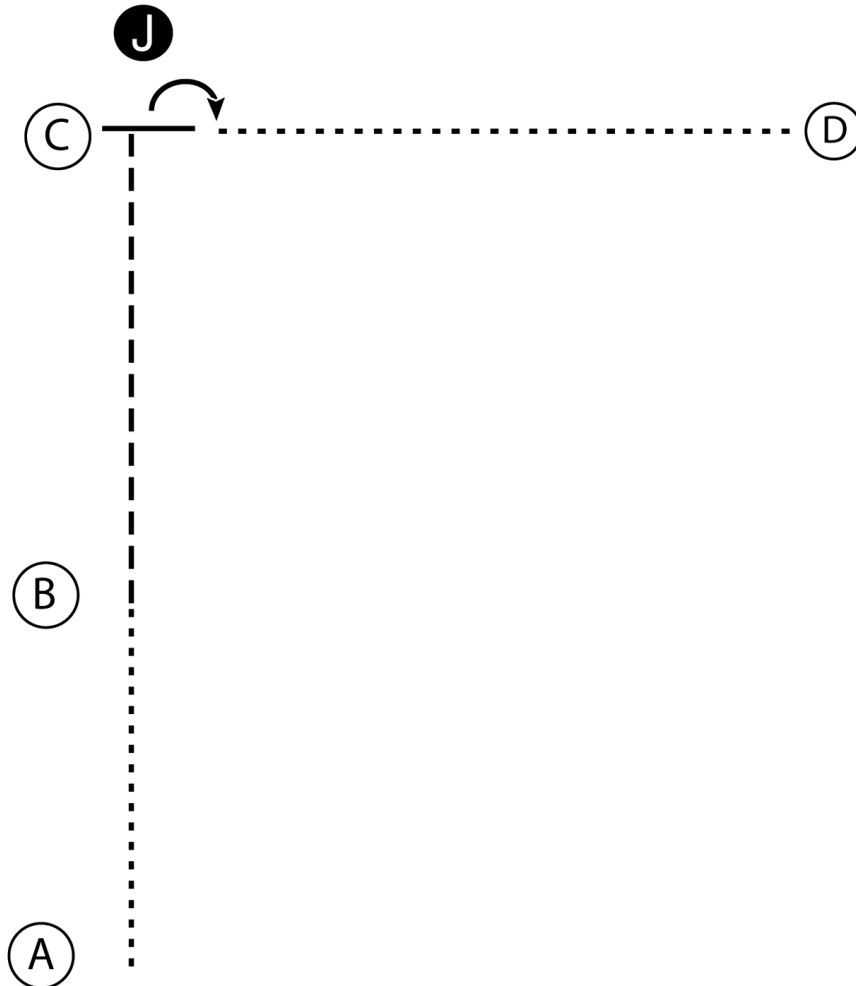
[S/WT-3]

Pattern Provided by:  
*Riverside 4-H*


# Butte County Fair Horse Show

## Western Showmanship (Senior )

Show Date: 08-16-2025



1. Walk from A to B.
2. Trot from B to C.
3. Stop at C and set up for inspection.
4. When dismissed perform a 90 degree turn.
5. Walk to D.

Walk .....  
Trot - - - - -  
Back ←   
Marker (B)  
Judge (J)

[S/1-4]

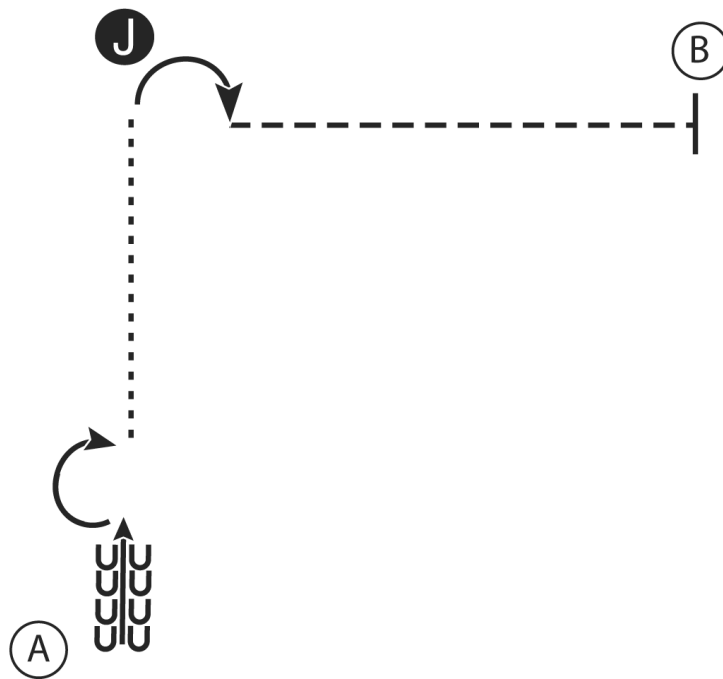
Pattern Provided by:

*Riverside 4-H*

# Butte County Fair Horse Show

## Western Showmanship (19 & Over)

Show Date: 08-16-2025



1. Back 4 steps at A
2. Perform a 180 degree turn
3. Walk to the judge and set up for inspection
4. When dismissed perform a 90 degree turn and trot to B
5. Stop at B

Walk .....  
Trot - - - - -  
Back ← [Back 4 steps symbol]  
Marker (B)  
Judge (J)

[S/1-2]

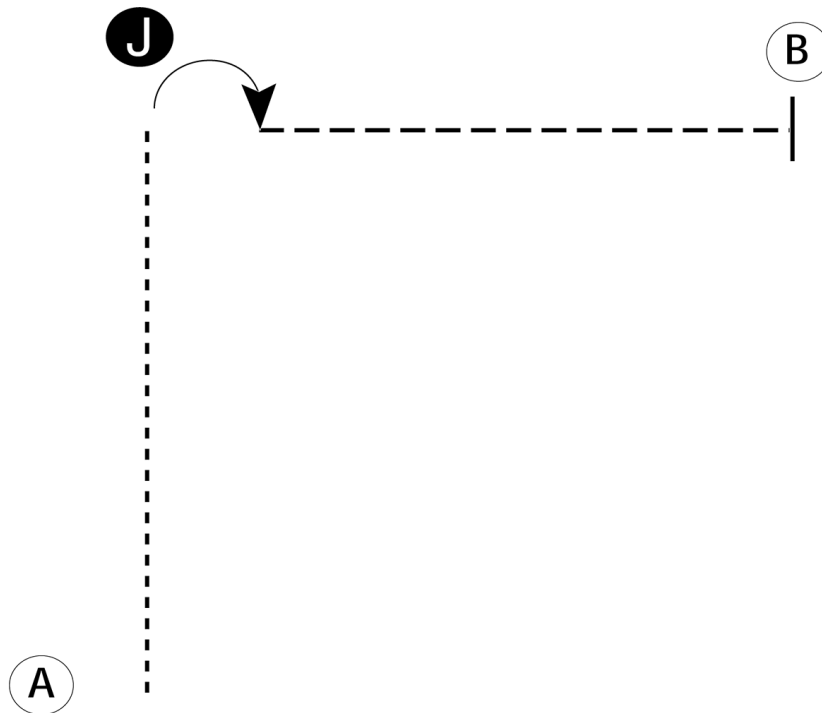
Pattern Provided by:

*Riverside 4-H*

# Butte County Fair Horse Show

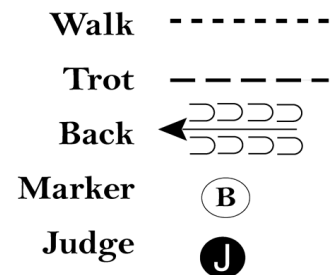
## Western Showmanship (18 & U Walk Jog)

Show Date: 08-16-2025



Be ready at A.

1. Walk from A to Judge.
2. Stop and set up for inspection.
3. When dismissed, perform a 90 degree turn.
4. Trot away from judge to B.
5. Stop at B.
6. Follow the instructions of your ring steward.



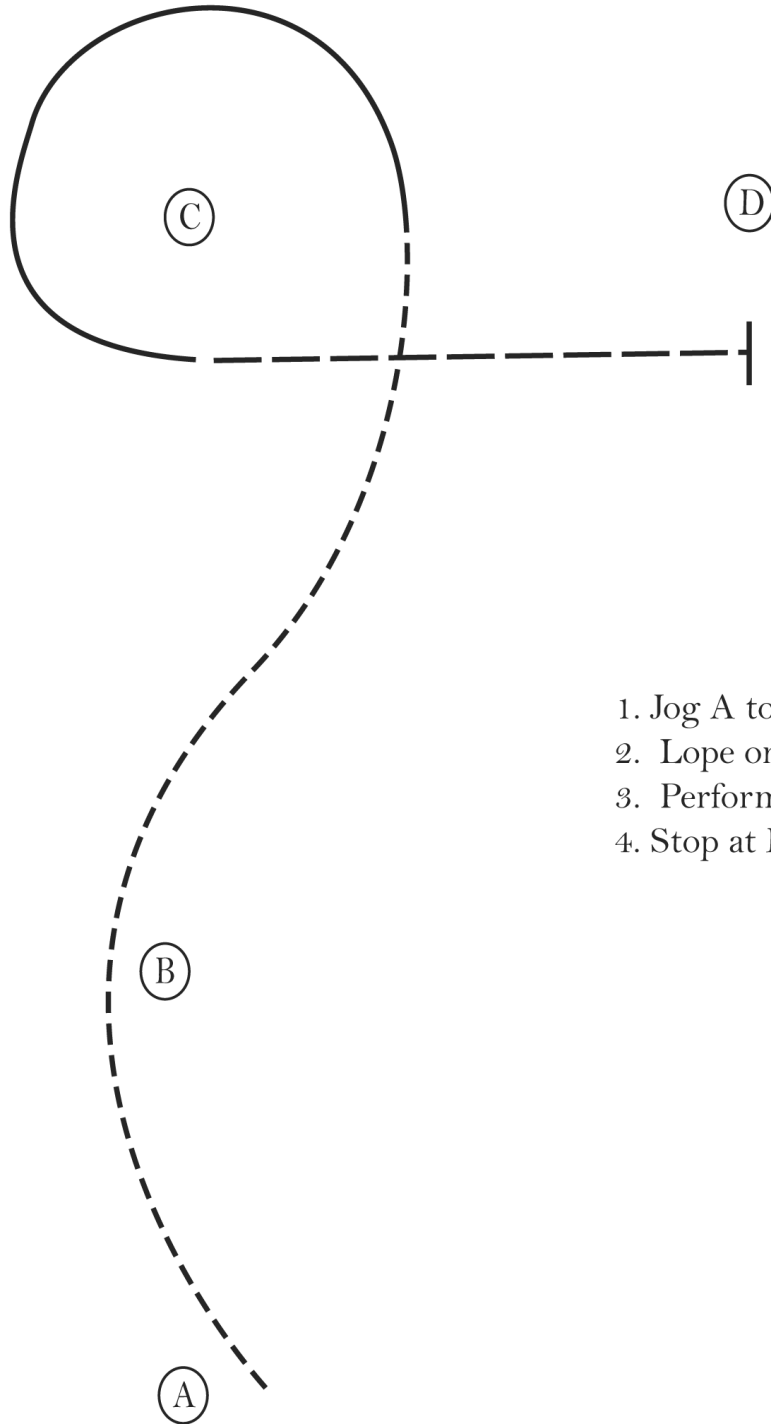
[S/WT-7]

Pattern Provided by:  
*Riverside 4-H*

# Butte County Fair Horse Show

## Western Horsemanship (Junior )

Show Date: 08-16-2025



Walk	.....
Jog	-----
Extended Jog	-----
Lope	=====
Leg Yield	
Lead Change	↗↘
Back	←←←←←
Marker	(B)
Sidepass	←←←←←

[WH/1-4]

Pattern Provided by:

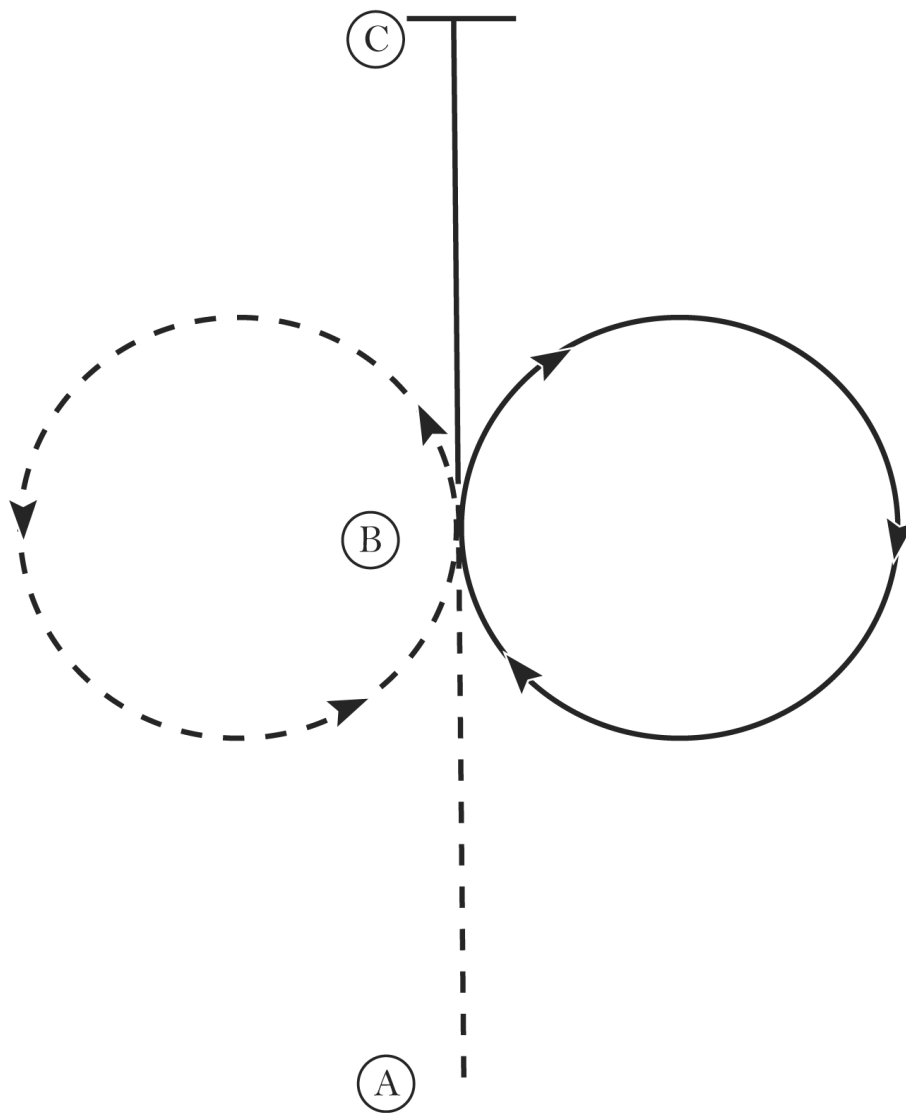
*Riverside 4-H*

# Butte County Fair Horse Show

## Western Horsemanship (Intermediate )

Show Date: 08-16-2025

1. Jog A to B
2. At B jog a circle to the left
3. At B lope a circle to the right on the right lead
4. Continue the lope to C
5. At C stop



Walk	.....
Jog	-----
Extended Jog	- - - - -
Lope	—————
Leg Yield	
Lead Change	
Back	
Marker	(B)
Sidepass	

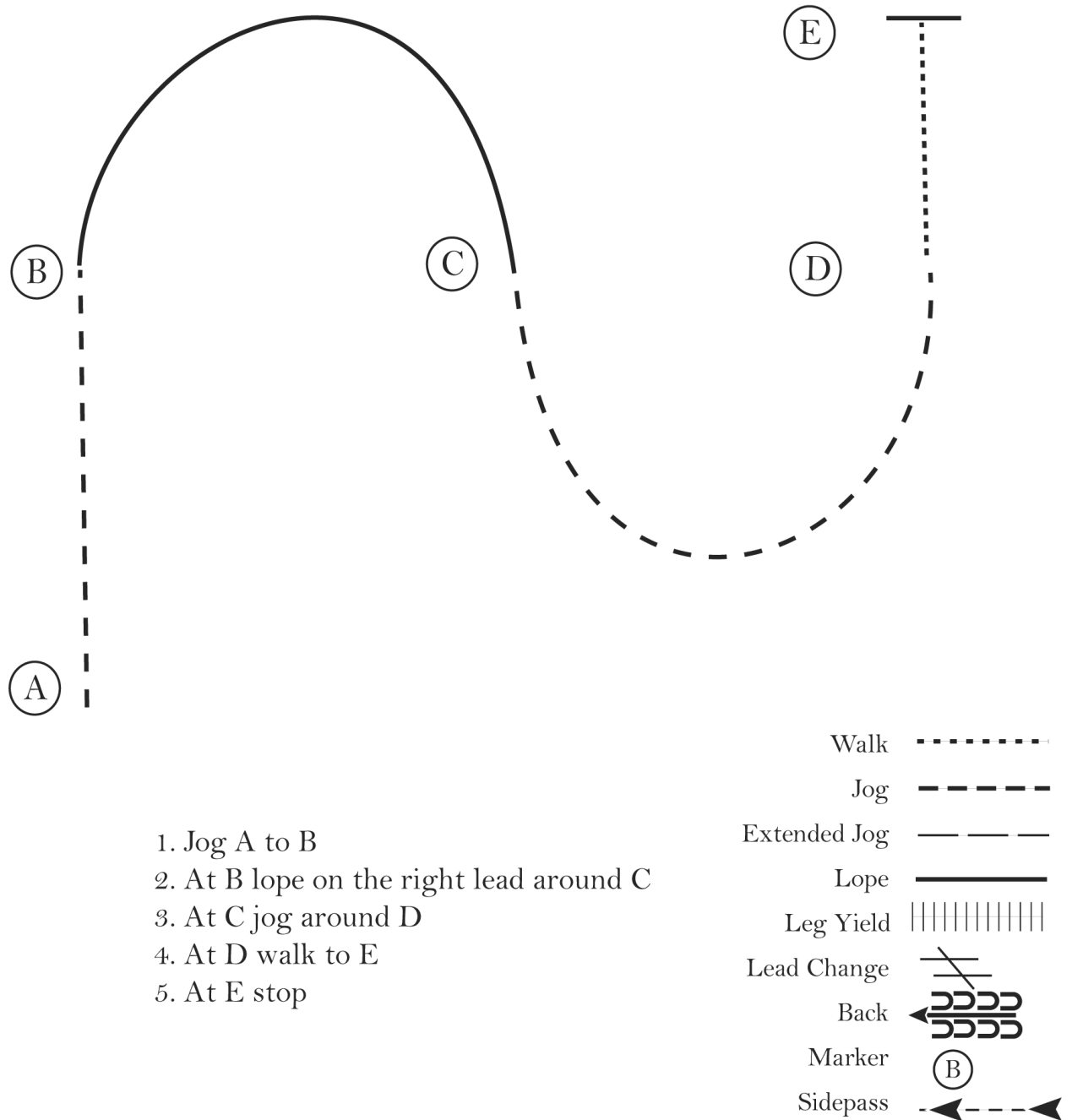
[WH/1-9]

Pattern Provided by:  
*Riverside 4-H*

# Butte County Fair Horse Show

## Western Horsemanship (Senior )

Show Date: 08-16-2025



[WH/1-12]

Pattern Provided by:

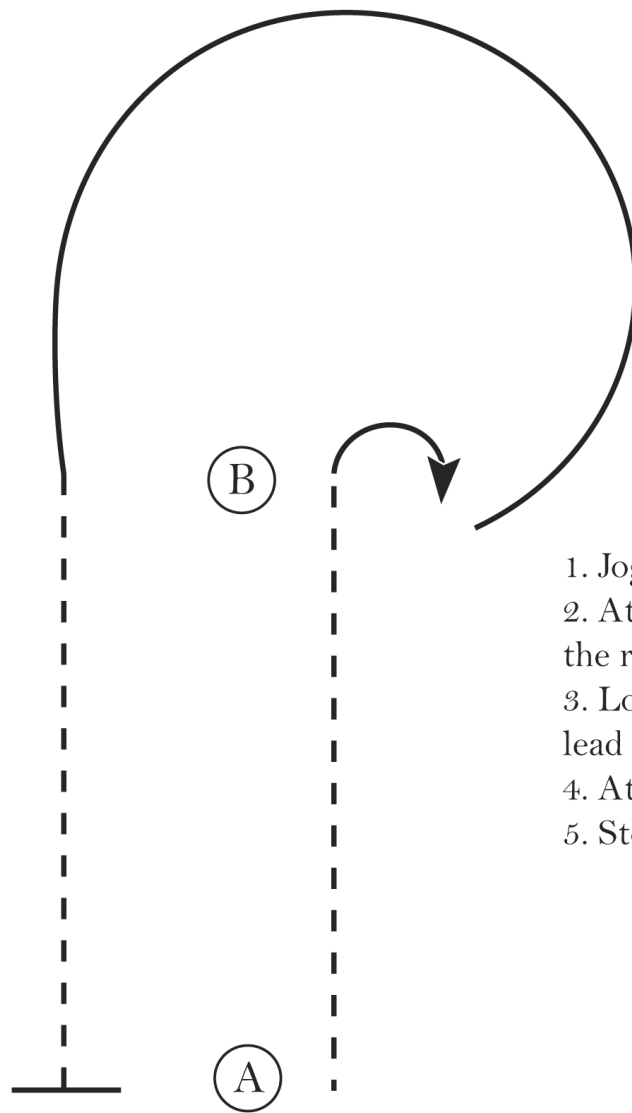
*Riverside 4-H*



# Butte County Fair Horse Show

## Western Horsemanship (19 & Over)

Show Date: 08-16-2025



1. Jog A to B
2. At B perform a 90 degree turn to the right
3. Lope a circle around B on the left lead
4. At B jog to A
5. Stop at A.

Walk	.....
Jog	-----
Extended Jog	-----
Lope	=====
Leg Yield	
Lead Change	↗↘
Back	←←←←←
Marker	(B)
Sidepass	←←←←←

[WH/1-14]

Pattern Provided by:

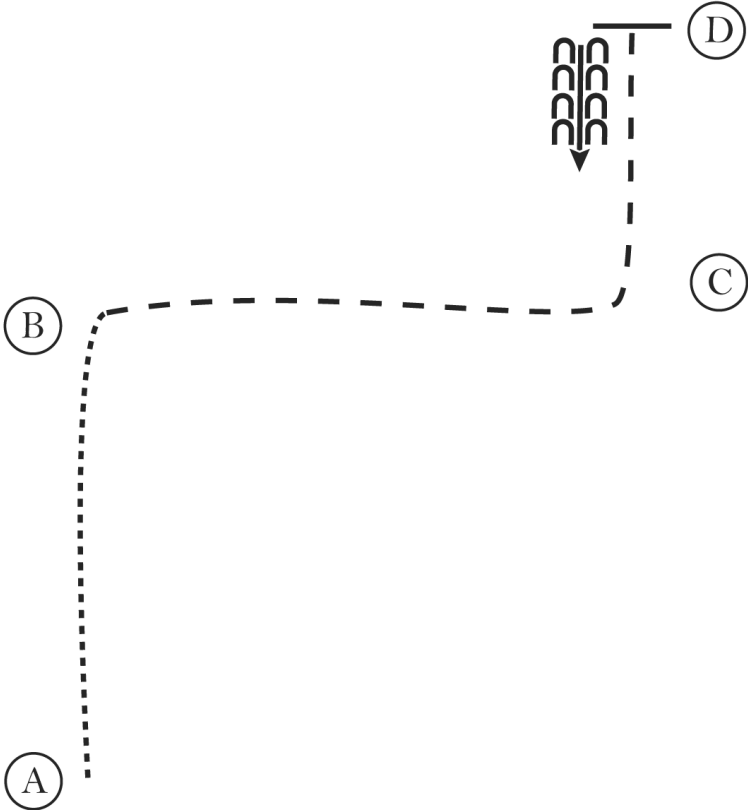
*Riverside 4-H*

# Butte County Fair Horse Show

## Western Horsemanship (18 & U Walk Jog)

Show Date: 08-16-2025

1. Walk A to B
2. At B jog to D
3. At D stop and back 4 steps.



Walk	.....
Jog	-----
Extended Jog	-----
Lope	=====
Leg Yield	
Lead Change	—/—
Back	← C C C C
Marker	(B)
Sidepass	←-----→

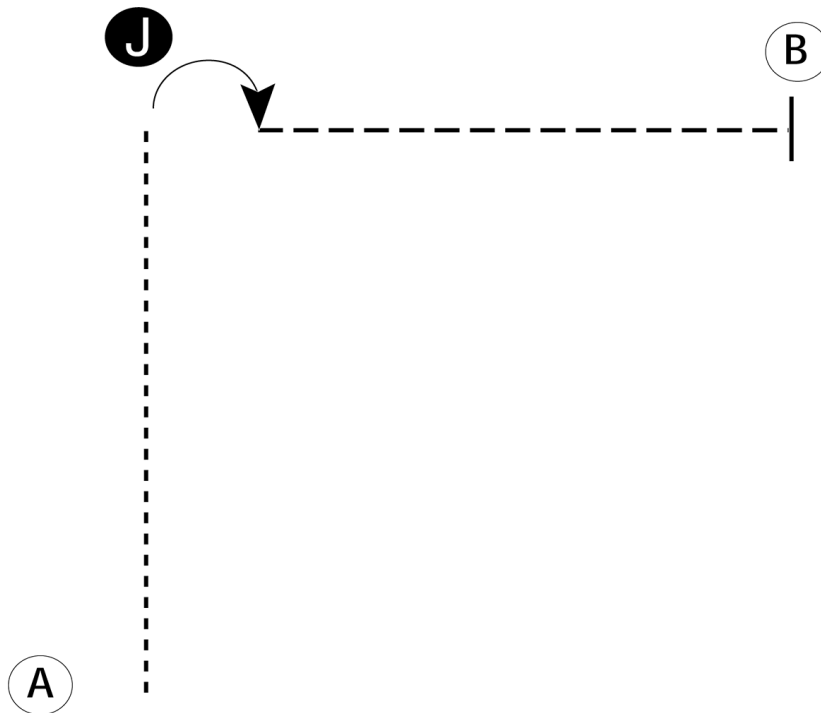
[WH/WT-2]

Pattern Provided by:  
*Riverside 4-H*

# Butte County Fair Horse Show

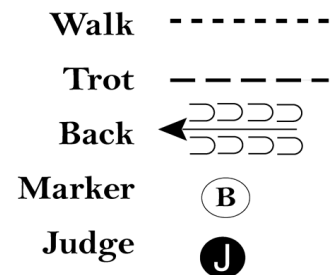
## English Showmanship (Junior )

Show Date: 08-16-2025



Be ready at A.

1. Walk from A to Judge.
2. Stop and set up for inspection.
3. When dismissed, perform a 90 degree turn.
4. Trot away from judge to B.
5. Stop at B.
6. Follow the instructions of your ring steward.



[S/WT-7]

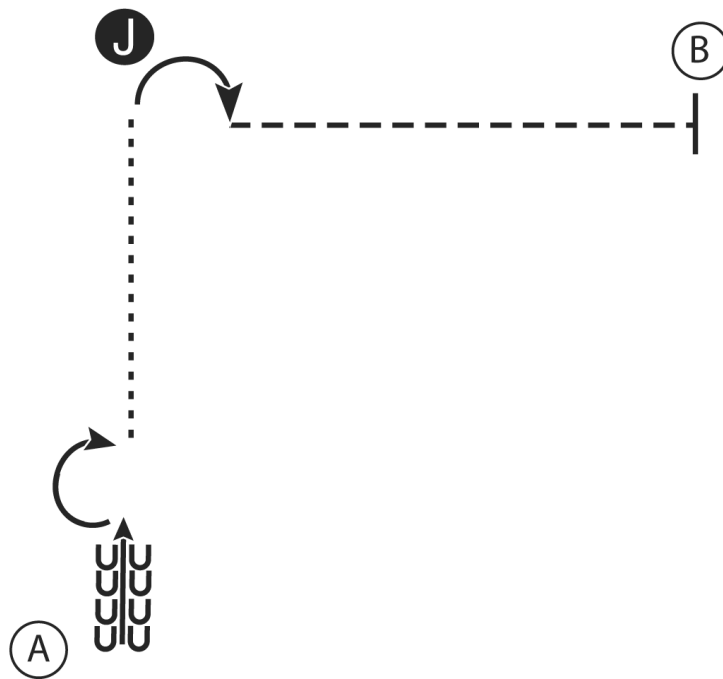
Pattern Provided by:

*Riverside 4-H*

# Butte County Fair Horse Show

## English Showmanship (Intermediate )

Show Date: 08-16-2025



1. Back 4 steps at A
2. Perform a 180 degree turn
3. Walk to the judge and set up for inspection
4. When dismissed perform a 90 degree turn and trot to B
5. Stop at B

Walk .....  
Trot - - - - -  
Back ← [Backward Arrows]  
Marker (B)  
Judge (J)

[S/1-2]

Pattern Provided by:

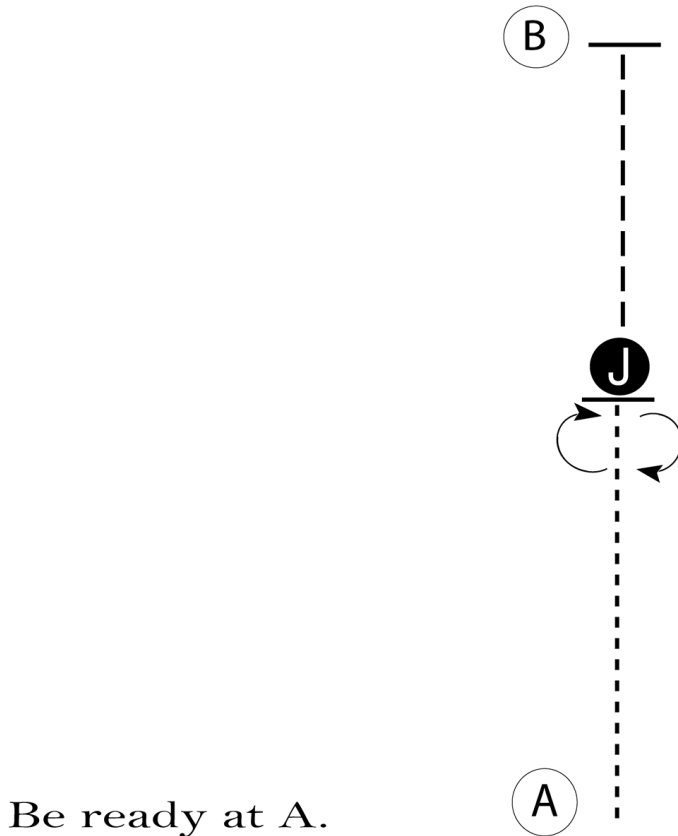
*Riverside 4-H*



# Butte County Fair Horse Show

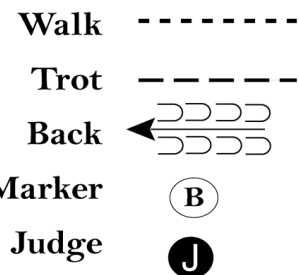
## English Showmanship (19 & Over)

Show Date: 08-16-2025



1. Walk from A to Judge.
2. Stop, perform a 180 degree turn and set up for inspection.
3. When dismissed perform a 180 degree turn. (Judge will move out of the line of travel.)
4. Trot to B.
5. Stop at B.

When dismissed, follow the instructions of your ring steward.



[S/1-8]

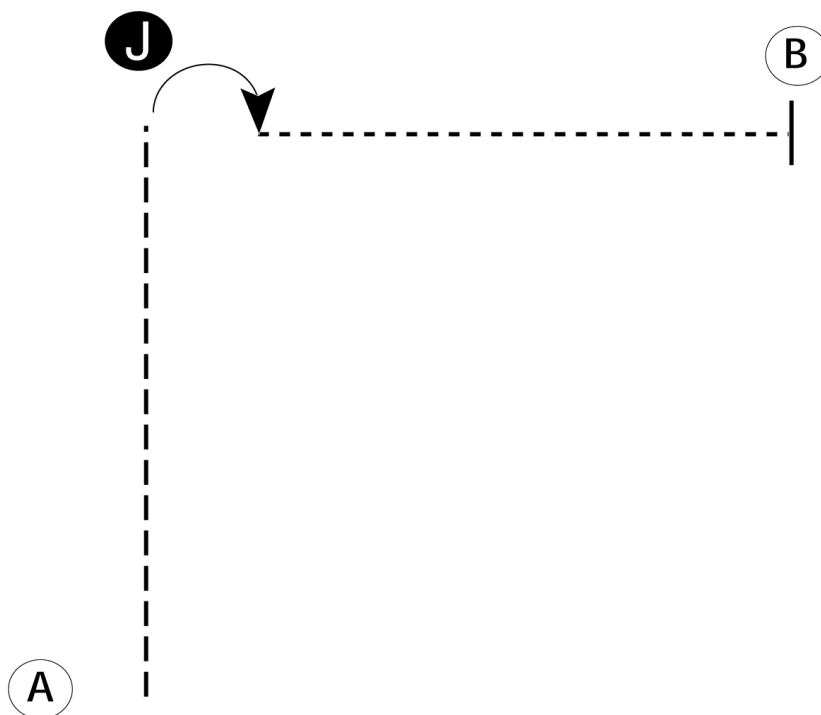
Pattern Provided by:

*Riverside 4-H*

# Butte County Fair Horse Show

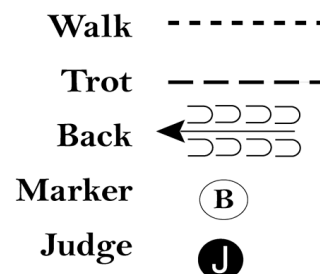
## English Showmanship (18 & U Walk Trot )

Show Date: 08-16-2025



Be ready at A.

1. Trot from A to Judge.
2. Stop and set up for inspection.
3. When dismissed, perform a 90 degree turn.
4. Walk away from judge to B.
5. Stop at B.
6. Follow the instructions of your ring steward.



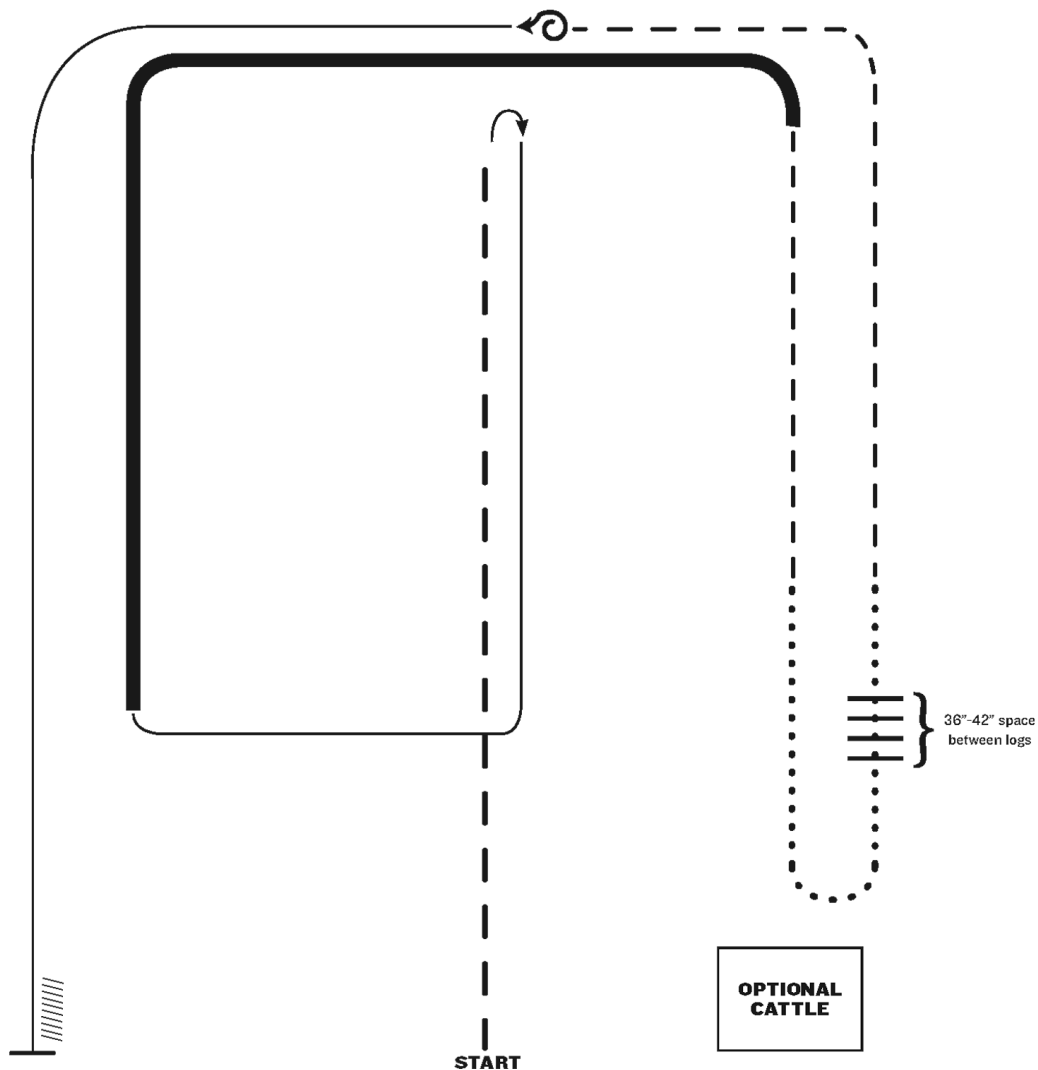
[S/WT-8]

Pattern Provided by:  
*Riverside 4-H*

# Butte County Fair Horse Show

Ranch Riding (All Classes (WT18U to trot/ext. trot where lope is listed))

Show Date: 08-16-2025



1. Extended trot
2. Stop, rollback right
3. Lope right lead
4. Extended lope (right lead)
5. Trot
6. Walk
7. Walk over logs
8. Walk
9. Trot
10. Stop, 360 left
11. Lope left lead
12. Stop and back

Note: The drawn description of this pattern is only intended for the general depiction of the pattern. Exhibitors should utilize the arena space to best exhibit their horses.

[RR/AQHA-15]

Pattern Provided by:

*Riverside 4-H*