



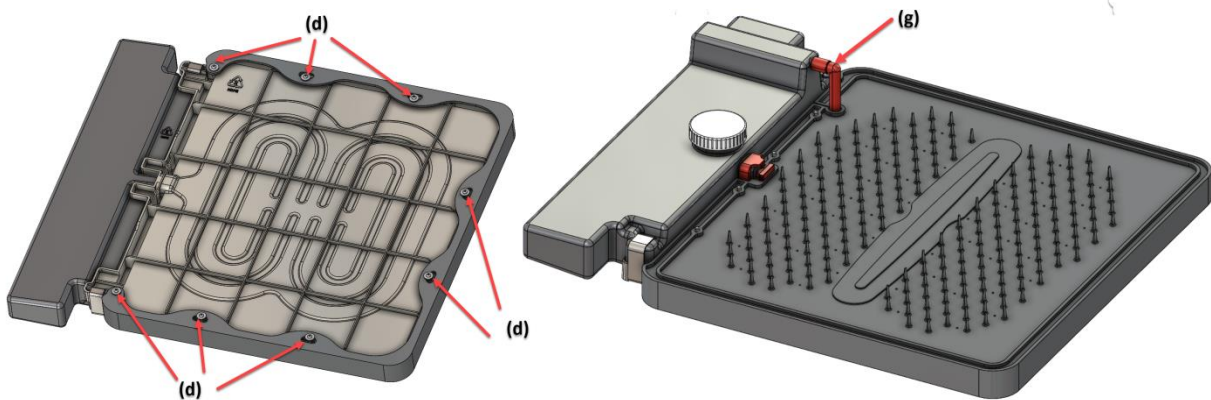
INSTRUCTIONS FOR SPOTLESS SOLES SANITIZING SYSTEM

1. Recommended for use on debris free shoe soles. This system is not to clean mud or dirt from shoe soles.
2. Recommended for use with 70% Isopropyl Alcohol (IPA). **ALCOHOL NOT INCLUDED**
3. Parts list with picture
 - a. Foam Mat
 - b. Silicone cover
 - c. Reservoir with cap
 - d. IPA Tray with washer and screw receivers
 - e. Red Shut off valve
 - f. Dry microfiber cover over insert
 - g. Vent tube

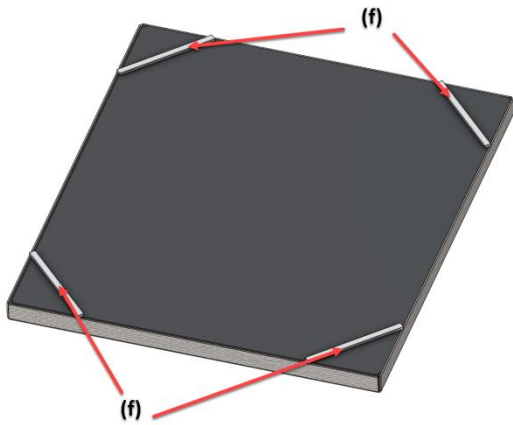
(USE AT YOUR OWN RISK, USER ASSUMES ALL RESPONSIBILITY FOR INJURY)

Step by Step

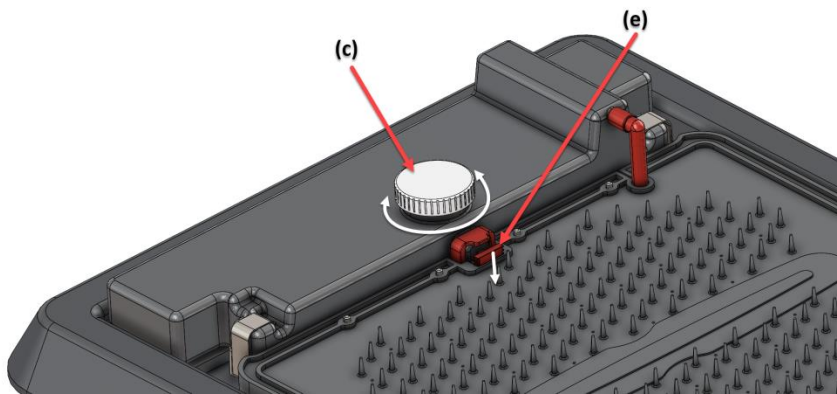
Step 1. Ensure silicone cover is secured on IPA Tray using slots in silicone cover hooked to the underside washer and screw receivers (d) on bottom of tray and vent tube is attached.



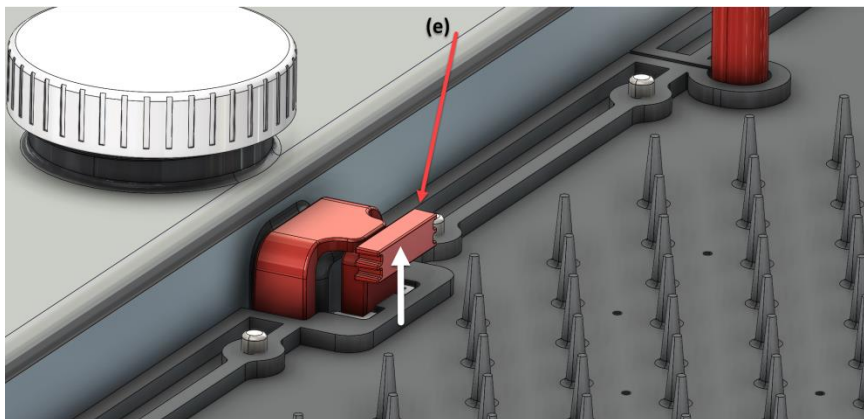
Step 2. Ensure the system is on a level floor in a well-ventilated area and the microfiber cover is installed over insert.



Step 3. Ensure the red shut off valve is closed (down position), unscrew lid on reservoir and fill (with IPA) to just below lid and replace cap tightly. Do not proceed to the next step until the cap is fully secured, otherwise the tray could overflow.



Step 4. Open/lift up red shut off valve (e) and allow tray to fill with IPA (fill takes 1 to 2 minutes) then close red valve (down position). The recommendation is to leave red valve (e) closed until after many uses and alcohol no longer comes through the holes onto your soles. Repeat step 4 to fill again. This will keep the alcohol preserved in the reservoir until it is needed and will reduce evaporation.



Step 5. Stand on silicone for 4 to 5 seconds then shift feet gently over scrubbies for 15 - 20 seconds, move to dry side for a few seconds, no need to wipe feet vigorously as the IPA dries quickly.

Step 6. If silicone cover needs to be removed or system needs to be lifted, close red shut off valve first to avoid IPA flowing from reservoir.

Precautions:

1. For use with IPA only. Never mix IPA with any other cleaning agent. (Standard Alcohol precautions apply)
2. Not for use in persons over 300 Lbs.
3. Do not use if unstable in standing or walking.
4. Not for use with spiked high heels.
5. To clean mat, wipe with cloth or paper towel or vacuum with a wand.
6. Dry cloth is washable and replaceable.

For questions visit WWW.SPOTLESSSOLES.COM

