

Organizers

Cabinet Organizers

Storage with Style®	
Blind Corner Pullout	310-311
Utensil Base Pullout	312
Drawer Base Pullout	313
Base Pullout	314
Pot & Lid Organizer Pullout	315
Trashcan Pullout	316-317
Pullout Basket & Pilaster System	318-319
Waste Container Organization	
NEW Wood Bottom-Mount Trashcan Pullout with Door Kit	322
NEW Wood Bottom-Mount Trashcan Pullout for Hinged Doors	323
Metal Drawer Box Trashcan Pullout	325
Economy Soft-close Trashcan Pullout	326-327
Storage with Style® Trashcan Pullout	328-329
Wood Top Mount with Soft-close	330-331
Wire Bottom Mount	332
Cans & Lids	333
Base Cabinet Organization	
"No Wiggle" Base Pullout	337-338
"No Wiggle" Knife Block Pullout	339
"No Wiggle" Utensil Pullout	340
"No Wiggle" Drawer Base Pullout	341
"No Wiggle" Tray Divider Pullout	342
"No Wiggle" Base Filler Pullouts	343
Peg Board Filler Pullout	344
Appliance Lift	345
NEW Double-Drawer Bottle Rollout	347
NEW Single and Double-Drawer Cookware Rollouts	348-349
Easy-to-Install Rollout Drawers	350-351
Build Your Own Rollouts	352
Quick Tray Pilaster System	353
Slide Mounting Kit for Ball Bearing Slides	354
Rear Mounting Block for Undermount Slides	355
Dovetail Drawer Boxes & Linear Material	356-357
Bathroom Organization	
"No Wiggle" Vanity Pullout	364-365
NEW Powered Vanity Drawer	366-367
Wire Cleaning Supply Caddy	368
Wire Basket Rollout	369
Corner Organization	
Blind Corner Swingout	372-373
Blind Corner Sliding Door	374-375
Easy 360 Susan	376-377
Storage with Style® Blind Corner Pullout	378-379
Premium Wood Lazy Susan Kits	380-381
Premium Wood Lazy Susan Shelves & Poles	382-383
Premium Wood Swivel Lazy Susan	384
Economy Wire Swivel Lazy Susan	385
Economy Banded Swivel Lazy Susan	386
Economy Banded Lazy Susan Kits	387
Plastic Lazy Susan with Chrome Hub Kits	388
Economy Plastic Lazy Susan Kits	389
Plastic Pie-cut Lazy Susan	390
Half-moon Lazy Susan	391
Pantry Organization	
Premium Chrome Swingout	396-397
Premium Chrome Pullout	398
Wood Pullout	399
Wood Swingout	400
Wood Door Mount	401
Drawer Organization	
Peg Board Insert	404
Peg Board Accessories	405
Double Cutlery Drawer	406
Angled Cutlery Insert	407

Cutlery Insert	408-409
Knife Block Insert	410
Spice Tray Insert	411
Tipout Tray & Kits – Stainless Steel	412
Tipout Tray & Kits – White	413
Wall Cabinet Organization	
"No Wiggle" Wall Pullout	416
Wall Filler Pullout	417
Smart Rail® Storage Solution	418-421
Wire Tray Divider	422
Wooden Tray Divider	423
Door Mounted Spice Racks	424-425
Wooden Stemware Rack	426
Wooden Stemware Moulding	426
Wire Stemware Rack	427
Wooden Bottle Rack	427
Wooden Bottle Lattice	428

Easy-to-Install Organizers

Pullout Baskets	431
Trashcan Pullouts	432
Trashcans & Lids	433
Cleaning Supply Caddy	434
Pullout Pot Organizer	435
Pullout Lid Organizer	435
Door Mounted Tray System	436
Single Shelf Lazy Susan	437
3-Tier Spice Pulldown	438
Over the Door Towel Bar	439
Tipout Trays	440
Under Cabinet Stemware Rack	441
Under Cabinet Bottle Rack	441
U-Shaped Tray Divider	442
3-Tier Dishcloth Rack	442

NorthPoint Cabinetry® Cross Reference Guide

443-448

Closet Organizers

Shoe Fence	452
Pullout Baskets	453-455
Pullout Nylon Hamper	456
Pullout Plastic Hamper	457
Pullout Pant Rack	458
14" Belt Rack	459
14" Tie Rack	459
Tri-Level Tie Organizer	460
Cascading Tie Organizer	461
12" Belt & Tie Racks	462
Valet Rod	462
Screw-Mount Racks	463
Telescoping Valet Rod	464
Jewelry Trays	465
Wardrobe Lifts	466-467
Laundry Valet	468
Hooks	469
Oval Closet Rods	470-471
Round Closet Rods	472-475
Task Lighting & Power Products for Closets	476-479
Custom Dovetail Drawer Boxes for Closets	480-481
Shelf Supports	482-486
Heavy-duty Shelf Utility Bracket	487

NEW Double-Drawer Bottle Rollout

This innovative rollout features a 15-bottle grid to neatly and securely store bottles of all kinds. The sliding top drawer conveniently holds smaller items. This unit perfectly suits a variety of lifestyles, from families who stay active to couples who love to entertain.

See details on page 347

These units are available in 15", 21", and 27" widths. (21" unit pictured)



NEW Single and Double-Drawer Cookware Rollouts

Home cooks will appreciate the easy vertical access to all of their cookware and the optional top drawer for accessories. Items that were once stacked and crammed in other cabinets and drawers will find a perfect home in the adjustable slots of these new rollouts.

See details on pages 348-349

Single and double-drawer units are available in 15", 21", and 27" widths. (21" and 15" units pictured)





What's New in Organizers?

NEW SIZES Wood Bottom-Mount Soft-close Trashcan Pullout with 6-Way Adjustable Door-Mounting Brackets

Our new 18" wide trashcan pullouts take full advantage of 21" base cabinets. These join the 12" and 15" units in our popular CDM-WBM line of pullouts. **See details on page 322**



Available with double 35 qt. for drawer cabinets and with double 50 qt. for full-height cabinets.

Double 35 qt.

Double 50 qt.

The included heavy-duty plastic trashcans are available in Black, Grey, or White.



NEW SIZES Wood Bottom-Mount Soft-close Trashcan Pullout for Hinged Door Cabinets

Our new 18" wide trashcan pullouts take full advantage of 21" base cabinets. These join the 12" and 15" units in our popular CAN-WBM line of pullouts. **See details on page 323**



Available with double 35 qt. for drawer cabinets and with double 50 qt. for full-height cabinets.

Double 35 qt.

Double 50 qt.

The included heavy-duty plastic trashcans are available in Black, Grey, or White.



Maximize every inch



Drawer Solutions

Tame drawer clutter with our selection of drawer organizers. From complete drawer solutions to dividers, we help keep you organized from cutlery to pots and pans.



Pantry Solutions

Organize everyone's favorite spot in the kitchen with a Hardware Resources' pantry solution.

of kitchen storage



Pullout Solutions

Maximize your cabinet storage with our award-winning pullouts. From a base cabinet pullout to a utensil pullout to a trashcan pullout, Hardware Resources helps you have a beautiful and organized kitchen.

Corner Solutions

Optimize what was once wasted space, and bring those impossible-to-reach items to your fingertips.



Waste Container Solutions

No more bending or reaching to dispose of trash. Keep unsightly waste hidden in the cabinet, yet easily accessible.

Cans sold separately.

PULLOUT SOLUTIONS

Maximize cabinet storage with Hardware Resources' base cabinet solutions. From cabinet pullouts to mixer lifts, we can help you make the most of a beautiful and organized kitchen.



DBPO-85C
Page 341

"No Wiggle" Drawer Base Pullout

Maximize storage under the drawer with our shortened height pullout. Keeps all items and spices secure with our "No Wiggle" platform.



BPO2-55C
Pages 337-338

"No Wiggle" Pullout *The star of the kitchen!*

Bring your cabinet contents within easy reach. Our patented design eliminates the wiggle, keeping your contents secure.



BPOTD2
Page 342

"No Wiggle" Tray Divider Pullout
Tame cookie sheet chaos using this easily accessible pullout divider with soft-close slides.



ML-1CH
Page 345

Appliance Lift
No more lifting heavy appliances thanks to this soft-close lift.



UBPO-85C
Page 340

"No Wiggle" Utensil Pullout
Convenient storage of kitchen utensils with 4 stainless steel bins and extra storage on the bottom shelf.

WASTE CONTAINER SOLUTIONS



Premium Wood Top Mount Trashcan System

Low profile design, soft-closes into cabinet with mounted door.

Neatly tuck away trashcans with a Hardware Resources waste container solution. From top or bottom mount options to premium wood or economy wire, we have a solution that will enhance your design and optimize the budget.



Storage with Style® Trashcan Pullout

Tuck away trashcans in style with two trending finish options. See pages 308-319 for coordinating full product offering.



Economy Wire Trashcan System

Practical and versatile with three finish options.



Premium Wood Bottom Mount

Beautiful solid wood drawer box with concealed soft-close slides.



Premium Wood Bottom Mount with Door Kit

Beautiful solid wood drawer box with concealed soft-close slides and patented door mounting system.

PANTRY SOLUTIONS

Organize everyone's favorite spot in the kitchen with a Hardware Resources pantry solution. From the traditional pantry pullout to our innovative pantry swingout, we have a solution for pantry storage needs.



Premium Chrome Swingout

Pivots 90 degrees when fully extended, making the back of the pantry easily accessible.



Wood Swingout & Door Mount

Maximize pantry storage with swinging shelves and door mount shelves.



Premium Wood Pullout

Natural solid wood pullout on heavy-duty slides.



Premium Chrome Pullout

Heavy-duty soft-close pantry pullout with stylish chrome accents.

is how you **Organize It**

DRAWER SOLUTIONS

Tame drawer clutter with Hardware Resources' drawer organizers. From complete drawer solutions to drop-in inserts, these products will help organize everything from cutlery to cookware.



Pegboard Organizer Cookware and Lid Insert

Works in conjunction with Pegboard Organizer Insert to organize cookware in deep drawers.



Double Cutlery Drawer

Double your drawer space with our two-tier cutlery drawer; top cutlery drawer slides away revealing bottom cutlery drawer.



Pegboard Organizer Insert

Beautiful solid wood pegboard drops into drawer for customizable organization.



Spice Tray Drawer Insert

Tiered and tilted design allows you to easily see your spices.



Adjustable Cutlery Drawer Insert

Beautiful natural wood divider, simply drops into drawer.



Knife Block Drawer Insert

Get your knife block off the counter and into your drawer with this knife block insert.

CORNER SOLUTIONS

With Hardware Resources' blind corner solutions, previously unused cabinet space is a thing of the past. The variety of options available ensures that we have a solution that will fit your design and style.



Half-Moon Lazy Susan

Shelves pivot then slide out for full access in hard to reach blind corners. Available in wood and plastic options to meet any budget.



Plastic Lazy Susan

Functional and practical corner solution.



Premium Wood Lazy Susan

Timeless traditional lazy susan that features beautiful wood and chrome accents.



Blind Corner Swingout

Double shelves that independently pull out of the cabinet allow easy access to the back of the cabinet.



Storage with Style® Blind Corner Pullout

With a universal design for left or right-hand blind corners, all four baskets pull out of the cabinet for full access of your cabinet.

WALL STORAGE SOLUTIONS

Maximize cabinet storage with Hardware Resources' wall cabinet solutions. From cabinet pullouts and bakeware organizers to spice racks and wine accessories, we can help you make the most beautiful and organized kitchen.



SR30 & WR36MP
Pages 426-428

Bottle Lattice and Stemware Rack

Showcase your wine collection with a beautiful wine bottle wooden lattice rack and coordinating stemware rack.



WPO2-268SC
Pages 416-417

Upper Cabinet Pullouts

Pullout shelves keep everything within your reach.



SPR9A
Pages 424-425

Door Mount Spice Racks

Maximize your space by adding storage on your cabinet door, freeing up shelf space.



SRSS999-LED, SRSS930-BAM
& SRSS900-BAM
Pages 418-421

Smart Rail System

Put your walls to work with this versatile modular storage system.

Easy-Install Kitchen Organizers are

After cabinets have been ordered and even after cabinets have been installed, your customer may want to add additional Organizers to their new cabinets. Below are professional-grade Organizers that are easy to install after the cabinets have been made, designed to fit standard 1-1/2" face frame cabinets.



Bottom Mount Trashcan Pullouts

Install quickly with
just a few screws

See pages 322-324



Smart Rail™

Customizable hanging
storage solution

See pages 418-421



Tray Dividers

Keep trays and bakeware
in easy reach

See pages 422-423



Drawer Inserts

Organize plates, bowls,
pots, lids, knives,
cutlery, and spices

See pages 403-411



Shelf-Mounted Rollout Drawers

Bring back-of-cabinet
storage to your fingertips

See pages 350-352



Lazy Susans

Single shelf lazy susans
rotate 360 degrees and
install on a shelf

See pages 418-431

ideal for after cabinets are in place



Look for this logo throughout our Organizer selection for items that are easy to install after the cabinets are in place



Wall Cabinet Pullouts

Organize wall cabinets for foodstuffs and kitchen gadgets


See pages 416-417



Door Mounted Spice Racks

2 styles available. Reclaim the cabinet door for storage

See pages 424-425



Wire Stemware Rack

Install this rack under wall cabinets with just 2 screws

See page 427



Tipout Trays

No more false drawers in front of sinks

See pages 412-413

ALSO AVAILABLE:

See our full line of easy-to-install 11 Minute Organizers, ideal for the DIY customer, on pages 430-442



Cleaning Supply Caddy

Organize cleaning supplies in this portable rollout basket

See page 434



Pullout Pot & Lid Organizers

Store cookware within reach, easily installs with just 4 screws

See page 435

Video Resources



Organizer Benefits Video

Show your customers how they can incorporate organizers into their dream kitchens by showing this video either on our website (www.HardwareResources.com), our Vimeo account (www.vimeo.com/HardwareResources) or download for use on your showroom TVs.



Look for this symbol throughout our catalog to jump to the video

Scan to watch the benefits video
<http://delivr.com/24fxp>



Installation Videos

Installation videos for many of our organizers can be found on our website and also on our Vimeo channel.




Look for this symbol throughout our catalog to jump to the video


Scan to watch the installation video
<http://delivr.com/2fz83>




Product & Installation Videos




NEW Bottle & Cookware Rollouts Overview Video (ROBTD, ROCWS, ROCWD)
delivr.com/2knjc



NEW Bottle & Cookware Rollouts Installation Video (ROBTD, ROCWS, ROCWD)
delivr.com/2s2y4



Wood Bottom-Mount Trashcan (CAN-WBM) Installation Video
vimeo.com/198411837



Wood Bottom-Mount Trashcan with Door Brackets (CDM-WBM) Installation Video
vimeo.com/198413216




Organizers Benefits Video
vimeo.com/139974007




Organizers Overview
vimeo.com/154315251




Powered Vanity Drawer (PVG D)
vimeo.com/573145505



Powered Vanity Drawer (PVG D) Installation Video
vimeo.com/566654047



SWS Blind Corner Organizer
vimeo.com/473706302



Economy Soft-close Trashcan Pullout (WC-EMBM) Installation Video
vimeo.com/459137680




"No Wiggle" Knife Base Pullout (KBPO)
vimeo.com/445467837



"No Wiggle" Knife Base Pullout (KBPO) Installation Video
vimeo.com/430347835

Video Resources



Appliance/Mixer Lift (ML-1)
Installation Video
vimeo.com/224538954




Some things shouldn't wiggle (BPO2)
vimeo.com/181622344



"No Wiggle" Pullout (BPO2) Comparison Video
vimeo.com/179339278




"No Wiggle" Pullout (BPO2) Installation + Tips Video
vimeo.com/180934686




Blind Corner Swingout (BCSO)
Installation Video
vimeo.com/217732515




Blind Corner Pullout (CS-SHM)
Installation Video
vimeo.com/138979481



Sliding Door Corner Organizer (CS-SDCO)
Installation Video
vimeo.com/138977318



Easy Susan (CS-ES360)
Installation Video
vimeo.com/138980424



Round Lazy Susan Kit with Twist & Lock Pole (LSR2)
Installation Video
vimeo.com/198414071




Kidney Lazy Susan Kit with Twist & Lock Pole (LSK2)
Installation Video
vimeo.com/198413723



Single Shelf Lazy Susan (LSK-S)
Installation Video
vimeo.com/198413388




Round Plastic Lazy Susan with Twist & Lock Pole (PLS)
Installation Video
vimeo.com/166805283




Economy Banded Lazy Susan Kit (BLSR2)
Installation Video
vimeo.com/107958473




Plastic Lazy Susan with Chrome Hubs and Twist & Lock Pole (PLSM)
Installation Video
vimeo.com/198411317



Economy Plastic Lazy Susan with Twist & Lock Pole (PLSR2)
Installation Video
vimeo.com/198410221




Pie-cut Lazy Susan
Installation Video
vimeo.com/246822235



Half-moon Lazy Susan
Installation Video
vimeo.com/238951023



Top Mount Trashcan System (CAN-TM)
Installation Video
vimeo.com/138980671



Chrome Pantry Pullout (CPPO)
Installation Video
vimeo.com/138979659



Chrome Pantry Swingout (CPSO)
Installation Video
vimeo.com/138979839



Wood Pantry Swingout & Door Mount (PSO & PDM)
Installation Video
vimeo.com/138980578




Wood Pantry Pullout (PPO2)
Installation Video
vimeo.com/198408615




Double Cutlery Drawer (CD15)
Installation Video
vimeo.com/138980141




Rollouts and Highbacks Product Overview Video
vimeo.com/124835512



SWS Pot/Lid
Installation Video
vimeo.com/248331955



SWS Trashcan
Installation Video
vimeo.com/248331963



SWS Baskets
Installation Video
vimeo.com/294441085

View these videos and more at
www.vimeo.com/HardwareResources

STORAGE with STYLE[®]

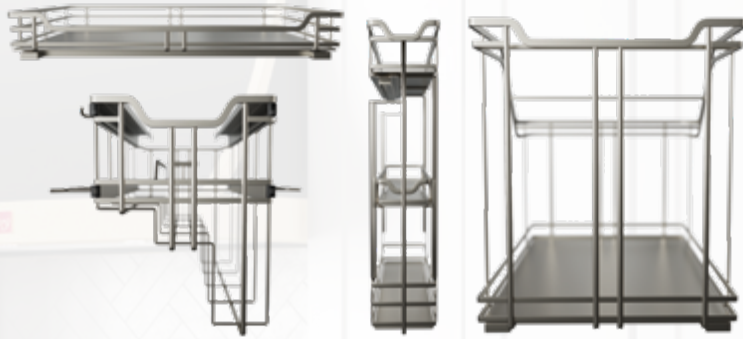
Storage solutions that beautifully coordinate to create a harmonious kitchen design

..... Drawer Base Pullout

Blind Corner Pullout

..... Trashcan Pullout

Storage with Style® is a designer organizer collection that beautifully coordinates to create a harmonious kitchen design. Add storage solutions to your kitchen with a trashcan pullout, spice pullout, utensil pullout, pot and lid organizer, and pullout basket; all designed to coordinate for a cohesive look and to eliminate the need to reach inside a cabinet.



Design is in the details

Curved flat wire design details flow across all organizers to create a cohesive collection identity.



Stylish finish options

Designer finishes of Black Nickel and Polished Chrome coordinate with popular hardware styles. Mix finishes to add variety.



Base Pullout

Pot & Lid Organizer

Pullout Basket



Blind Corner Pullout

All four baskets slide and pull out of the corner cabinet opening for full access

Metal baskets are adjustable in height

Universal design for left or right-hand blind corners

Available in standard and full-height blind corner cabinets.
For full-height option, additional baskets can be added to make a three-tiered organizer (see at right)

Includes heavy-duty soft-close slides for smooth movement in and out of the cabinet (preinstalled)

Heavy-duty frame construction ensures organizer is stable when in motion


Acrylic liners add stability to baskets and are easy to clean

Fits in NorthPoint Cabinetry® (see page 448 for reference guide)





Black Nickel

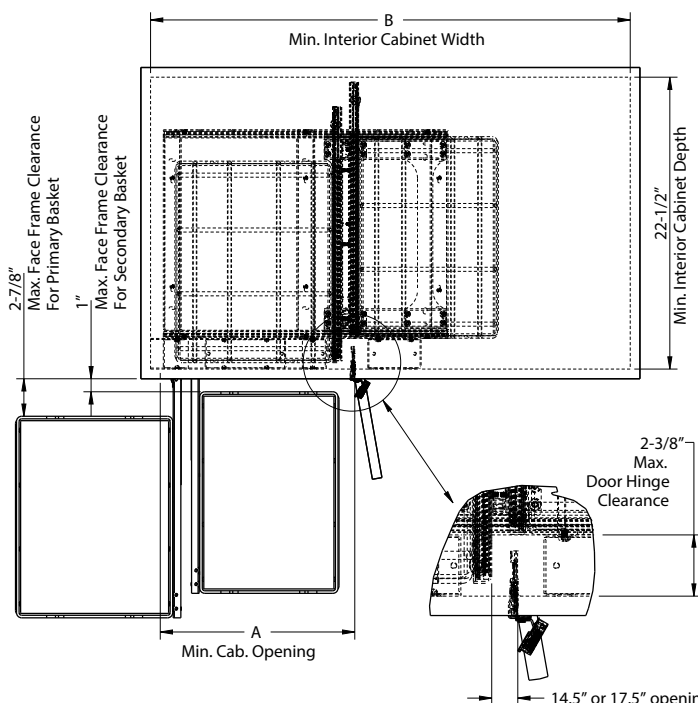


Polished Chrome

Description	Item Number	Frame Color	Width	Depth	Height	Standard Cabinet Size	Weight Capacity	Ctn Qty
Blind Corner Organizer for Standard-Height 15" Opening	SWS-BCS15BN	Black Nickel	26-13/16"	22-1/8"	20-9/16"	Blind Corner with drawer	130 lb.	1
	SWS-BCS15PC	Polished Chrome	26-13/16"	22-1/8"	20-9/16"	Blind Corner with drawer	130 lb.	1
Blind Corner Organizer for Standard-Height 18" Opening	SWS-BCS18BN	Black Nickel	32-7/8"	22-1/8"	20-9/16"	Blind Corner with drawer	130 lb.	1
	SWS-BCS18PC	Polished Chrome	32-7/8"	22-1/8"	20-9/16"	Blind Corner with drawer	130 lb.	1
Blind Corner Organizer for Full-Height 15" Opening*	SWS-BCFH15BN	Black Nickel	26-13/16"	22-1/8"	24-1/16"	Blind Corner - full-height door	130 lb.	1
	SWS-BCFH15PC	Polished Chrome	26-13/16"	22-1/8"	24-1/16"	Blind Corner - full-height door	130 lb.	1
Blind Corner Organizer for Full-Height 18" Opening*	SWS-BCFH18BN	Black Nickel	32-7/8"	22-1/8"	24-1/16"	Blind Corner - full-height door	130 lb.	1
	SWS-BCFH18PC	Polished Chrome	32-7/8"	22-1/8"	24-1/16"	Blind Corner - full-height door	130 lb.	1
Pair of Extra Baskets for SWS-BCFH15 15" Opening	SWS-BCBAS15BN	Black Nickel	12-3/16"	15-9/16"	3-9/16"	-	25 lb.	1
	SWS-BCBAS15PC	Polished Chrome	12-3/16"	15-9/16"	3-9/16"	-	25 lb.	1
Pair of Extra Baskets for SWS-BCFH18 18" Opening	SWS-BCBAS18BN	Black Nickel	15-3/16"	15-9/16"	3-9/16"	-	25 lb.	1
	SWS-BCBAS18PC	Polished Chrome	15-3/16"	15-9/16"	3-9/16"	-	25 lb.	1

Screws included

*Full-height door required



14.5" or 17.5" openings require a compact hinge and will have 1/2" hinge clearance

15" or 18" openings will have a 1" hinge clearance for long-arm hinges

Door Opening Height

	Height	A	B
SWS-BCS15BN	20-9/16"	14-1/2"	27"
SWS-BCS15PC	20-9/16"	14-1/2"	27"
SWS-BCS18BN	20-9/16"	17-1/2"	33"
SWS-BCS18PC	20-9/16"	17-1/2"	33"
SWS-BCFH15BN	24-1/16"	14-1/2"	27"
SWS-BCFH15PC	24-1/16"	14-1/2"	27"
SWS-BCFH18BN	24-1/16"	17-1/2"	33"
SWS-BCFH18PC	24-1/16"	17-1/2"	33"



Scan to watch the installation video

<https://delivr.com/2xyyp>



SHIPS FULLY ASSEMBLED



Scan to watch the installation video
<https://delivr.com/2eyqn>

Utensil Base Pullout

- Convenient storage for kitchen utensils
- Includes 4 stainless steel bins that are easy to remove for cleaning
- Open bottom shelf for additional storage
- Integrated, patented, 6-way adjustable door mounting brackets
- "No Wiggle" patented hardware eliminates excessive sag and side-to-side movement
- Smooth, soft-close slides (preinstalled)
- Removable grey acrylic liners for easy cleaning
- Ships fully assembled and ready to install
- Fits in NorthPoint Cabinetry® (see page 445 for reference guide)



PATENT
9,723,922

Optional 6-way adjustable door mounting brackets included



Polished Chrome



Black Nickel

	Description	Frame Color	Width	Depth	Height	Min. Opening	Standard Cab. Size	Weight Capacity	Ctn Qty
SWS-UBPO8BN	8" Wire Base Pullout	Black Nickel	8-15/16"	21-5/16"	24-1/16"	8-1/2"	12" base or larger	100 lb.	1
SWS-UBPO8PC	8" Wire Base Pullout	Polished Chrome	8-15/16"	21-5/16"	24-1/16"	8-1/2"	12" base or larger	100 lb.	1

Screws included

STORAGE with STYLE®



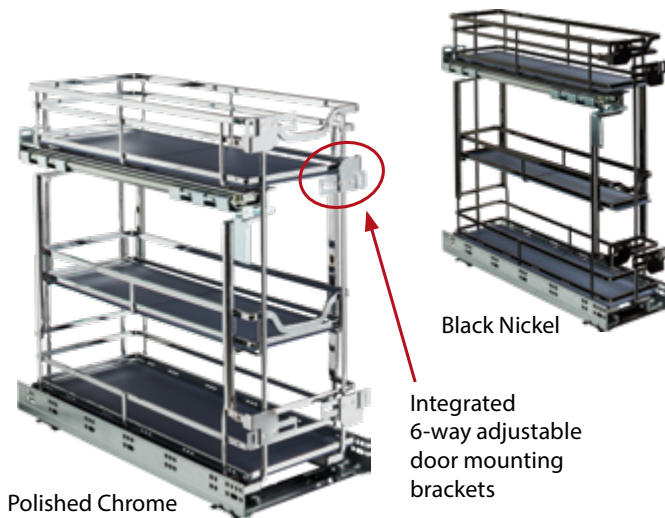
SHIPS FULLY ASSEMBLED



Scan to watch the installation video
<https://delivr.com/2eyqn>

Drawer Base Pullout

- Reduced height to use in a standard cabinet under a drawer.
- Integrated, patented, 6-way adjustable door mounting brackets
- “No Wiggle” patented hardware eliminates excessive sag and side-to-side movement
- Smooth, soft-close slides (preinstalled)
- One adjustable shelf included
- Removable grey acrylic liners for easy cleaning
- Ships fully assembled and ready to install
- Fits in NorthPoint Cabinetry® (see page 445 for reference guide)



Polished Chrome

Black Nickel

Integrated 6-way adjustable door mounting brackets

	Description	Frame Color	Width	Depth	Height	Min. Opening	Standard Cab. Size	Weight Capacity	Ctn Qty
SWS-DBPO5BN	5" Wire Drawer Base Pullout	Black Nickel	5-15/16"	21-5/16"	20-1/4"	5"	9" base or larger	100 lb.	1
SWS-DBPO5PC	5" Wire Drawer Base Pullout	Polished Chrome	5-15/16"	21-5/16"	20-1/4"	5"	9" base or larger	100 lb.	1
SWS-DBPO8BN	8" Wire Drawer Base Pullout	Black Nickel	8-15/16"	21-5/16"	20-1/4"	9"	12" base or larger	100 lb.	1
SWS-DBPO8PC	8" Wire Drawer Base Pullout	Polished Chrome	8-15/16"	21-5/16"	20-1/4"	9"	12" base or larger	100 lb.	1

Screws included



SHIPS FULLY ASSEMBLED



Scan to watch the installation video
<https://delivr.com/2eyqn>



Base Pullout

- Integrated, patented, 6-way adjustable door mounting brackets
- "No Wiggle" patented hardware eliminates excessive sag and side-to-side movement
- Smooth, soft-close slides (preinstalled)
- Middle shelf is adjustable
- Removable grey acrylic liners for easy cleaning
- Ships fully assembled and ready to install
- Requires full-height cabinet door
- Fits in NorthPoint Cabinetry® (see page 445 for reference guide)



9,723,922



Polished Chrome



Black Nickel

	Description	Frame Color	Width	Depth	Height	Min. Opening	Standard Cab. Size	Weight Capacity	Ctn Qty
SWS-BPO5BN	5" Wire Base Pullout	Black Nickel	5-15/16"	21-5/16"	24-1/16"	6"	9" base or larger	100 lb.	1
SWS-BPO5PC	5" Wire Base Pullout	Polished Chrome	5-15/16"	21-5/16"	24-1/16"	6"	9" base or larger	100 lb.	1
SWS-BPO8BN	8" Wire Base Pullout	Black Nickel	8-15/16"	21-5/16"	24-1/16"	9"	12" base or larger	100 lb.	1
SWS-BPO8PC	8" Wire Base Pullout	Polished Chrome	8-15/16"	21-5/16"	24-1/16"	9"	12" base or larger	100 lb.	1

Screws included

STORAGE with STYLE®



 **SHIPS FULLY ASSEMBLED**



Scan to watch the installation video
<http://delivr.com/23y5t>

Pot & Lid Organizer Pullout

Designed to prevent pans from banging together, keeping them from being damaged and preventing unwanted noise

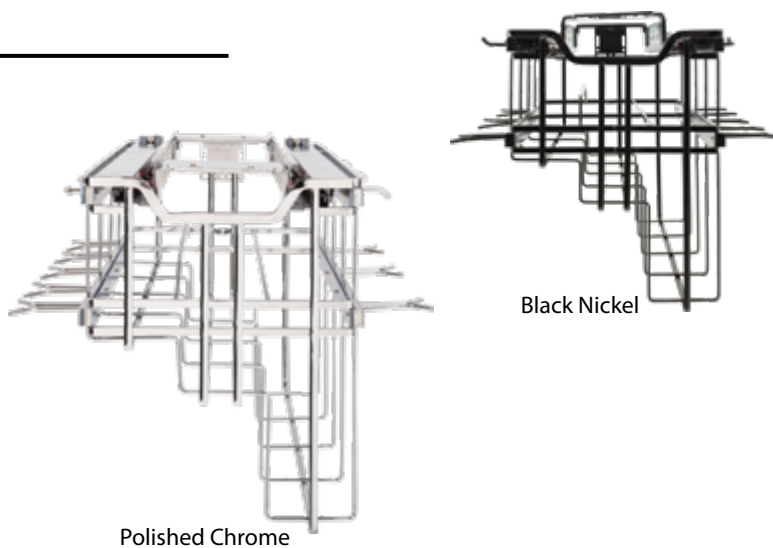
Top mounting, leaves bottom of the cabinet accessible for additional storage

Hooks are adjustable for full customization

Integrated lid storage

Smooth, soft-close slides

Ships fully assembled and installs with just four screws



Polished Chrome

Black Nickel

	<i>Frame Color</i>	<i>Width</i>	<i>Depth</i>	<i>Height</i>	<i>Min. Opening</i>	<i>Standard Cab. Size</i>	<i>Weight Capacity</i>	<i>Ctn Qty</i>
SWS-PO21BN	Black Nickel	15-5/8"	22-5/8"	13-7/16"	15-5/8"	24" base or larger	100 lb.	1
SWS-PO21PC	Polished Chrome	15-5/8"	22-5/8"	13-7/16"	15-5/8"	24" base or larger	100 lb.	1

Screws included

STORAGE with STYLE®



Scan to watch the
installation video
<http://delivr.com/2cjqh>





Trashcan Pullout

Ships fully assembled with trashcan(s) available in 3 configurations: double can 35 qt., double can 50 qt., and single can 35 qt.

Integrated, patented, 6-way adjustable door mounting brackets

Smooth, soft-close slides (preinstalled)

Removable grey acrylic liners for easy cleaning

Installs with just four screws

Fits in NorthPoint Cabinetry® (see page 444 for reference guide)



PATENT
9,723,922
& D876,094



Integrated 6-way adjustable door mounting brackets

Polished Chrome

	Description	Frame Color	Can Color	Width	Depth	Height	Min. Opening	Standard Cab. Size	Weight Capacity	Ctn Qty
SWS-MBMS35GBN	Single 35 qt.	Black Nickel	Grey	12"	21-13/16"	20"	12"	15" base	100 lb.	1
SWS-MBMS35GPC	Single 35 qt.	Polished Chrome	Grey	12"	21-13/16"	20"	12"	15" base	100 lb.	1
SWS-MBMD35GBN	Double 35 qt.	Black Nickel	Grey	14-15/16"	21-13/16"	20"	15"	18" base	100 lb.	1
SWS-MBMD35GPC	Double 35 qt.	Polished Chrome	Grey	14-15/16"	21-13/16"	20"	15"	18" base	100 lb.	1
SWS-MBMD50GBN	Double 50 qt.	Black Nickel	Grey	14-15/16"	21-13/16"	24"	15"	18" base	100 lb.	1
SWS-MBMD50GPC	Double 50 qt.	Polished Chrome	Grey	14-15/16"	21-13/16"	24"	15"	18" base	100 lb.	1

Screws included

STORAGE with STYLE®



SHIPS FULLY
ASSEMBLED



Scan to watch the
installation video
<https://delivr.com/2eyqn>

Pullout Basket & Pilaster System

Can be bottom mounted or side-mounted for face frame or frameless application

Stack multiple baskets with optional pilaster system

Smooth, soft-close slides

Sleek, modern metal design

Available in two finishes:

Polished Chrome & Black Nickel

Removable grey acrylic liners for easy cleaning

Fits in NorthPoint Cabinetry®

(see page 446 for reference guide)



PATENT
9,723,922



SWS-WB273BN
Black Nickel



SWS-WB213PC
Polished Chrome



	<i>Description</i>	<i>Frame Color</i>	<i>Width</i>	<i>Depth</i>	<i>Height</i>	<i>Min. Opening</i>	<i>Standard Cab. Size</i>	<i>Weight Capacity</i>	<i>Ctn Qty</i>
SWS-WB153BN	Wire Pullout Basket	Black Nickel	14-1/2"	22-1/16"	4-1/4"	14-1/2"	18" base	100 lb.	1
SWS-WB153PC	Wire Pullout Basket	Polished Chrome	14-1/2"	22-1/16"	4-1/4"	14-1/2"	18" base	100 lb.	1
SWS-WB213BN	Wire Pullout Basket	Black Nickel	20-7/16"	22-1/16"	5-7/16"	20-1/2"	24" base	100 lb.	1
SWS-WB213PC	Wire Pullout Basket	Polished Chrome	20-7/16"	22-1/16"	5-7/16"	20-1/2"	24" base	100 lb.	1
SWS-WB273BN	Wire Pullout Basket	Black Nickel	26-5/16"	22-1/16"	5-7/16"	26-1/2"	30" base	100 lb.	1
SWS-WB273PC	Wire Pullout Basket	Polished Chrome	26-5/16"	22-1/16"	5-7/16"	26-1/2"	30" base	100 lb.	1
SWS-PILKITBN	Pilaster System	Black Nickel	1-1/4"	8/16"	21-1/2"	-	-	-	1
SWS-PILKITPC	Pilaster System	Polished Chrome	1-1/4"	8/16"	21-1/2"	-	-	-	1

Screws included

WASTE CONTAINER ORGANIZATION



Storage with Style® Trashcan Pullout
Pages 328-329



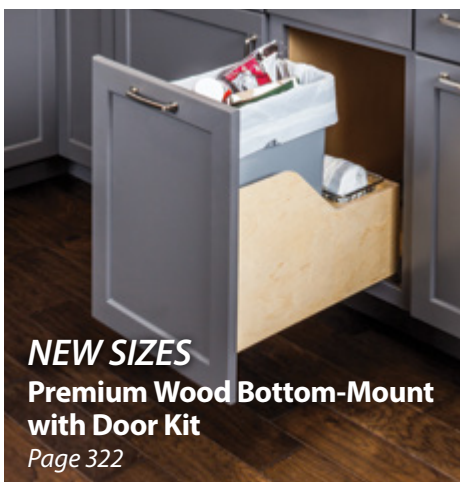
Storage with Style® Trashcan Pullout
Pages 328-329



Premium Wood Top Mount with Soft-close
Pages 330-331

Waste Container Organization


Neatly tuck away trashcans with a Hardware Resources waste container solution. From top or bottom mount options to premium wood or economy wire, we have a solution that will enhance your design and optimize the budget.



NEW SIZES
Premium Wood Bottom-Mount with Door Kit
Page 322



NEW SIZES
Premium Wood Bottom-Mount
Page 323



Wire Bottom-Mount
Page 332



Wood Bottom-mount Soft-close Trashcan Pullout with Door Kit



Features patented 6-way adjustable door-mounting brackets for ease of door installation (pictured)
 Designed for cabinets with 12" (single can), 15" (double can), or 18" (double can) minimum opening widths
 Ships fully assembled and quickly mounts to the cabinet floor using four screws (included)
 Includes heavy-duty plastic trashcan(s) in 35 qt. or 50 qt.* and in Black, White, or Grey finishes
 12" single can units include a chrome-plated wire basket for storage of trash bags
 Features 100 lb. full-extension, soft-close concealed undermount slides
 UV-coated and edgebanded birch plywood construction
 Compatible with NorthPoint Cabinetry® and all other cabinetry meeting the minimum opening listed below
 *Full-height base cabinet needed for 50 qt. trashcans

	Description	Can Color	Width	Depth	Height	Min. Opening	Standard Cab. Size	Weight Capacity	Ctn Qty
CDM-WBMS35B	Single 35 qt.	Black	12"	21-3/8"	19-3/4"	11-1/2"	15" base	100 lb.	1
CDM-WBMS35WH	Single 35 qt.	White	12"	21-3/8"	19-3/4"	11-1/2"	15" base	100 lb.	1
CDM-WBMS35G	Single 35 qt.	Grey	12"	21-3/8"	19-3/4"	11-1/2"	15" base	100 lb.	1
CDM-WBMS50B	Single 50 qt.	Black	12"	21-3/8"	24"	11-1/2"	15" base	100 lb.	1
CDM-WBMS50WH	Single 50 qt.	White	12"	21-3/8"	24"	11-1/2"	15" base	100 lb.	1
CDM-WBMS50G	Single 50 qt.	Grey	12"	21-3/8"	24"	11-1/2"	15" base	100 lb.	1
CDM-WBMD35B	Double 35 qt.	Black	15"	21-3/8"	19-3/4"	14-1/2"	18" base	100 lb.	1
CDM-WBMD35WH	Double 35 qt.	White	15"	21-3/8"	19-3/4"	14-1/2"	18" base	100 lb.	1
CDM-WBMD35G	Double 35 qt.	Grey	15"	21-3/8"	19-3/4"	14-1/2"	18" base	100 lb.	1
CDM-WBMD50B	Double 50 qt.	Black	15"	21-3/8"	24"	15"	18" base	100 lb.	1
CDM-WBMD50WH	Double 50 qt.	White	15"	21-3/8"	24"	15"	18" base	100 lb.	1
CDM-WBMD50G	Double 50 qt.	Grey	15"	21-3/8"	24"	15"	18" base	100 lb.	1
CDM-WBMD3518B	NEW Double 35 qt.	Black	18"	21-3/8"	19-3/4"	18"	21" base	100 lb.	1
CDM-WBMD3518WH	NEW Double 35 qt.	White	18"	21-3/8"	19-3/4"	18"	21" base	100 lb.	1
CDM-WBMD3518G	NEW Double 35 qt.	Grey	18"	21-3/8"	19-3/4"	18"	21" base	100 lb.	1
CDM-WBMD5018B	NEW Double 50 qt.	Black	18"	21-3/8"	24"	18"	21" base	100 lb.	1
CDM-WBMD5018WH	NEW Double 50 qt.	White	18"	21-3/8"	24"	18"	21" base	100 lb.	1
CDM-WBMD5018G	NEW Double 50 qt.	Grey	18"	21-3/8"	24"	18"	21" base	100 lb.	1

Included screws: 4 #8 X1 Coarse-Thread Wood Screws (for Cabinet), 4 #6 X 1/2" Coarse-Thread Screws (for Door)



PATENTS
 9,661,924
 & 10,028,581



Wood Bottom-mount Soft-close Trashcan Pullout for Hinged Doors

Cabinet Organizers

- Designed for cabinets with 12" (single can), 15" (double can), or 18" (double can) minimum opening widths
- Ships fully assembled and quickly mounts to the cabinet floor using four screws (included)
- Includes heavy-duty plastic trashcan(s) in 35 qt. or 50 qt.* and in Black, White, or Grey finishes
- 12" single can units include a chrome-plated wire basket for storage of trash bags
- Features 100 lb. full-extension, soft-close concealed undermount slides
- UV-coated and edgebanded birch plywood construction
- Compatible with NorthPoint Cabinetry® and all other cabinetry meeting the minimum opening listed below
- *Full-height base cabinet needed for 50 qt. trashcans**



	Description	Can Color	Width	Depth	Height	Min. Opening	Standard Cab. Size	Weight Capacity	Ctn Qty
CAN-WBMS35B	Single 35 qt.	Black	12"	21-3/8"	19-3/4"	11-1/2"	15" base	100 lb.	1
CAN-WBMS35WH	Single 35 qt.	White	12"	21-3/8"	19-3/4"	11-1/2"	15" base	100 lb.	1
CAN-WBMS35G	Single 35 qt.	Grey	12"	21-3/8"	19-3/4"	11-1/2"	15" base	100 lb.	1
CAN-WBMS50B	Single 50 qt.	Black	12"	21-3/8"	24"	11-1/2"	15" base	100 lb.	1
CAN-WBMS50WH	Single 50 qt.	White	12"	21-3/8"	24"	11-1/2"	15" base	100 lb.	1
CAN-WBMS50G	Single 50 qt.	Grey	12"	21-3/8"	24"	11-1/2"	15" base	100 lb.	1
CAN-WBMD35B	Double 35 qt.	Black	15"	21-3/8"	19-3/4"	14-1/2"	18" base	100 lb.	1
CAN-WBMD35WH	Double 35 qt.	White	15"	21-3/8"	19-3/4"	14-1/2"	18" base	100 lb.	1
CAN-WBMD35G	Double 35 qt.	Grey	15"	21-3/8"	19-3/4"	14-1/2"	18" base	100 lb.	1
CAN-WBMD50B	Double 50 qt.	Black	15"	21-3/8"	24"	15"	18" base	100 lb.	1
CAN-WBMD50WH	Double 50 qt.	White	15"	21-3/8"	24"	15"	18" base	100 lb.	1
CAN-WBMD50G	Double 50 qt.	Grey	15"	21-3/8"	24"	15"	18" base	100 lb.	1
CAN-WBMD3518B	NEW Double 35 qt.	Black	18"	21-3/8"	19-3/4"	18"	21" base	100 lb.	1
CAN-WBMD3518WH	NEW Double 35 qt.	White	18"	21-3/8"	19-3/4"	18"	21" base	100 lb.	1
CAN-WBMD3518G	NEW Double 35 qt.	Grey	18"	21-3/8"	19-3/4"	18"	21" base	100 lb.	1
CAN-WBMD5018B	NEW Double 50 qt.	Black	18"	21-3/8"	24"	18"	21" base	100 lb.	1
CAN-WBMD5018WH	NEW Double 50 qt.	White	18"	21-3/8"	24"	18"	21" base	100 lb.	1
CAN-WBMD5018G	NEW Double 50 qt.	Grey	18"	21-3/8"	24"	18"	21" base	100 lb.	1

Included screws: 4 #8 X1 Coarse-Thread Wood Screws



What makes a great trashcan pullout?

Cans available in 2 sizes and 3 colors

Dovetail joints

Ships fully assembled and quickly mounts to cabinet floor with 4 screws (included)

UV-Coated White Birch material

Concealed, soft-close slides included (preinstalled)

Integrated 6-way adjustable door mounting brackets (CDM-WBM only)



CDM-WBM with mounted door kit

Scan QR to watch the installation video



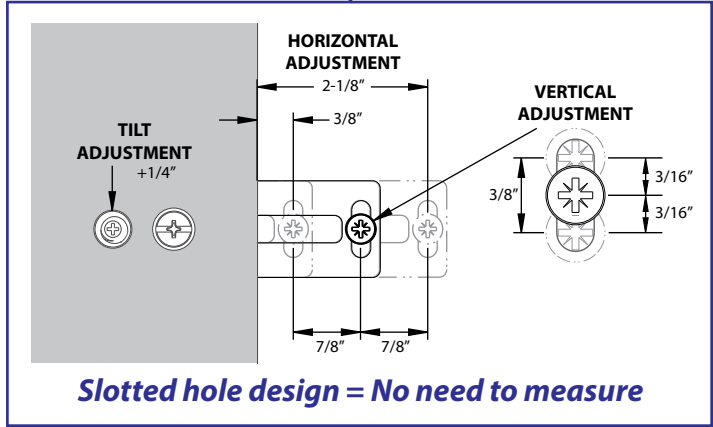
<http://delivr.com/2RSTV>

CAN-WBM for hinged door cabinets

Scan QR to watch the installation video



<http://delivr.com/2V2YC>



Waste Container Organization: Metal Drawer Box Trashcan Pullout



**SHIPS FULLY
ASSEMBLED**



Scan to watch the
installation video
<https://delivr.com/2hmwh>

Hide trash in plain sight with this modern grey trashcan pullout

Designed to fit standard 1-1/2" faceframe openings with a clean, metal wall design

Thin 7" height double wall metal drawer box maximizes cabinet space allowing for a single can pullout to fit in a 12" cabinet opening and the double can units to fit in a 15" cabinet opening

Ships fully preassembled and quickly mounts to cabinet floor using four screws

Ships with one or two heavy-duty polymer plastic trashcans in 35 qt. or 50 qt. in a grey finish.

Integrated door brackets with vertical and horizontal adjustment

Smooth soft-close synchronized slides with 100 lb. dynamic capacity (uninstalled)

Fits in NorthPoint Cabinetry® (see page 444 for reference guide)

Note: Full-height base cabinet needed if using 50 qt. trashcans



	Description	Can Color	Width	Depth	Height	Min. Opening	Standard Cab. Size	Weight Capacity	Ctn Qty
CAN-MDB5-S35G	Single 35 qt.	Grey	12"	21"	20"	12"	15" base	100 lb.	1
CAN-MDB5-D35G	Double 35 qt.	Grey	15"	21"	20"	15"	18" base	100 lb.	1
CAN-MDB5-D50G	Double 50 qt.	Grey	15"	21"	24"	15"	18" base	100 lb.	1

Screws included

Waste Container Organization: Economy Soft-close Trashcan Pullout

Four budget-friendly trashcan pullout options that don't compromise on features or quality.



WC-EMBM-D50G | 50 qt. Double Can



WC-EMBM-S35G | 35 qt. Single Can

35 qt. configurations fit in under-drawer base cabinets

50 qt. configurations fit in full-height base cabinets



WC-EMBM-D35G | 35 qt. Double Can

Waste Container Organization: Economy Soft-close Trashcan Pullout

- Designed for cabinets with 12" (single can) or 15" (double can) minimum opening width
- Features patented 6-way adjustable door mounting brackets for ease of door installation
- Ships fully preassembled and quickly mounts to cabinet floor using four screws
- Features 100 lb. full-extension, soft-close, concealed undermount slides (preinstalled)
- UV coated edgebanded birch plywood construction
- Ships with one or two heavy-duty polymer plastic trashcans in 35 qt. or 50 qt. in a grey finish
- Fits in NorthPoint Cabinetry® (see page 444 for reference guide)



PATENT
9,661,924
& 10,028,581

Note: Full-height base cabinet needed if using 50 qt. trashcans

Item Number	Description	Width	Depth	Height	Min Opening Width	Standard Cabinet Size	Weight Capacity	Ctn Qty
WC-EMBM-S35G	Single 35 qt.	11-1/2"	21-13/16"	20-5/8"	11-1/2"	15" base	100 lb.	1
WC-EMBM-S50G	Single 50 qt.	11-1/2"	21-13/16"	24-13/16"	11-1/2"	15" base	100 lb.	1
WC-EMBM-D35G	Double 35 qt.	14-1/4"	21-13/16"	20-5/8"	14-1/2"	18" base	100 lb.	1
WC-EMBM-D50G	Double 50 qt.	14-5/8"	21-13/16"	24-13/16"	15"	18" base	100 lb.	1

Screws included



WC-EMBM-S50G | 50 qt. Single Can



WC-EMBM-D50G | 50 qt. Double Can

Single Can Configurations

35 qt. can

50 qt. can

Double Can Configurations

35 qt. cans

50 qt. cans



WC-EMBM-S35G



WC-EMBM-S50G



WC-EMBM-D35G



WC-EMBM-D50G



Scan to watch the
installation video
<http://delivr.com/2cjgh>



SHIPS FULLY
ASSEMBLED



Trashcan Pullout

Ships fully assembled with trashcan(s) available in 3 configurations: double can 35 qt., double can 50 qt., and single can 35 qt.

Integrated, patented, 6-way adjustable door mounting brackets

Smooth, soft-close slides (preinstalled)

Removable grey acrylic liners for easy cleaning

Installs with just four screws

Fits in NorthPoint Cabinetry® (see page 444 for reference guide)



PATENT
9,723,922
& D876,094



Integrated 6-way adjustable door mounting brackets

Polished Chrome

	Description	Frame Color	Can Color	Width	Depth	Height	Min. Opening	Standard Cab. Size	Weight Capacity	Ctn Qty
SWS-MBMS35GBN	Single 35 qt.	Black Nickel	Grey	12"	21-13/16"	20"	12"	15" base	100 lb.	1
SWS-MBMS35GPC	Single 35 qt.	Polished Chrome	Grey	12"	21-13/16"	20"	12"	15" base	100 lb.	1
SWS-MBMD35GBN	Double 35 qt.	Black Nickel	Grey	14-15/16"	21-13/16"	20"	15"	18" base	100 lb.	1
SWS-MBMD35GPC	Double 35 qt.	Polished Chrome	Grey	14-15/16"	21-13/16"	20"	15"	18" base	100 lb.	1
SWS-MBMD50GBN	Double 50 qt.	Black Nickel	Grey	14-15/16"	21-13/16"	24"	15"	18" base	100 lb.	1
SWS-MBMD50GPC	Double 50 qt.	Polished Chrome	Grey	14-15/16"	21-13/16"	24"	15"	18" base	100 lb.	1

Screws included

Waste Container Organization: Wood Top Mount with Soft-close



Cans Sold Separately
See page 333

US patents for 6-way adjustable door brackets on CAN-TMDSC-15: 9,661,924 and 10,028,581

	Description	Width	Depth	Height*	Min. Opening	Standard Cab. Size	Weight Capacity	Ctn Qty
CAN-TMSC-12	Single 35 qt. or 50 qt.	12"	21-5/8"	3-1/4"	12"	15" base	100 lb.	1
CAN-TMSC-15	Single 35 qt. or 50 qt.	15"	21-5/8"	3-1/4"	15"	18" base	100 lb.	1
CAN-TMDSC-15*	Double 35 qt.	15"	21-3/4"	8-9/16"	15"	18" base	90 lb.	1
CAN-TMDSC-18	Double 35 qt. or 50 qt.	18"	21-5/8"	3-1/4"	18"	21" base	90 lb.	1
CAN-TMDSC-21	Double 35 qt. or 50 qt.	21"	21-5/8"	3-1/4"	21"	24" base	90 lb.	1

Recommended screw: #8 flat head

Height does not include cans. Height with can is same as can height. See page 333 for cans.

*Trashcan ring not included for CAN-TMDSC-15.

Features 100 lb. soft-close ball bearing slides (preinstalled)

Self-adjusting back brackets included for face-frame application

Included trashcan ring allows for use with either a 35 qt. or 50 qt. can*

Door mounting bracket included with horizontal and vertical adjustments

Single can units come with a stainless steel basket to hold trash bags

Solid white birch construction with clear UV finish

Fits in NorthPoint Cabinetry® (see page 444 for reference guide)

Cans sold separately (see page 333)

Note: Full-height base cabinet needed if using 50 qt. trashcans

! 15" double 35 qt. fits in 15" opening and can be mounted using patented 6-way adjustable mounting brackets under a drawer

Scan to watch the installation video
<http://delivr.com/22ekj>



Waste Container Organization: Wood Top Mount with Soft-Close & Cans

Now available with cans included!

Comes in all finishes and sizes, just order one part number to get all components needed.

SKU	Description	Width	Depth	Height	Min. Opening	Standard Cab. Size	Weight Capacity	Ctn Qty
CAN-TMS1235B-K	Single 35 qt. - Black can	12"	21-5/8"	18"	12"	15" base	100 lb.	1
CAN-TMS1235G-K	Single 35 qt. - Grey can	12"	21-5/8"	18"	12"	15" base	100 lb.	1
CAN-TMS1235W-K	Single 35 qt. - White can	12"	21-5/8"	18"	12"	15" base	100 lb.	1
CAN-TMS1250B-K	Single 50 qt. - Black can	12"	21-5/8"	22-1/4"	12"	15" base	100 lb.	1
CAN-TMS1250G-K	Single 50 qt. - Grey can	12"	21-5/8"	22-1/4"	12"	15" base	100 lb.	1
CAN-TMS1250W-K	Single 50 qt. - White can	12"	21-5/8"	22-1/4"	12"	15" base	100 lb.	1
CAN-TMD1535B-K	Double 35 qt. - Black cans	15"	21-3/4"	18"	15"	18" base	100 lb.	1
CAN-TMD1535G-K	Double 35 qt. - Grey cans	15"	21-3/4"	18"	15"	18" base	100 lb.	1
CAN-TMD1535W-K	Double 35 qt. - White cans	15"	21-3/4"	18"	15"	18" base	100 lb.	1
CAN-TMS1535B-K	Single 35 qt. - Black can	15"	21-5/8"	18"	15"	18" base	100 lb.	1
CAN-TMS1535G-K	Single 35 qt. - Grey can	15"	21-5/8"	18"	15"	18" base	100 lb.	1
CAN-TMS1535W-K	Single 35 qt. - White can	15"	21-5/8"	18"	15"	18" base	100 lb.	1
CAN-TMS1550B-K	Single 50 qt. - Black can	15"	21-5/8"	22-1/4"	15"	18" base	100 lb.	1
CAN-TMS1550G-K	Single 50 qt. - Grey can	15"	21-5/8"	22-1/4"	15"	18" base	100 lb.	1
CAN-TMS1550W-K	Single 50 qt. - White can	15"	21-5/8"	22-1/4"	15"	18" base	100 lb.	1
CAN-TMD1835B-K	Double 35 qt. - Black cans	18"	21-5/8"	18"	18"	21" base	100 lb.	1
CAN-TMD1835G-K	Double 35 qt. - Grey cans	18"	21-5/8"	18"	18"	21" base	100 lb.	1
CAN-TMD1835W-K	Double 35 qt. - White cans	18"	21-5/8"	18"	18"	21" base	100 lb.	1
CAN-TMD1850B-K	Double 50 qt. - Black cans	18"	21-5/8"	22-1/4"	18"	21" base	100 lb.	1
CAN-TMD1850G-K	Double 50 qt. - Grey cans	18"	21-5/8"	22-1/4"	18"	21" base	100 lb.	1
CAN-TMD1850W-K	Double 50 qt. - White cans	18"	21-5/8"	22-1/4"	18"	21" base	100 lb.	1
CAN-TMD2135B-K	Double 35 qt. - Black cans	21"	21-5/8"	18"	21"	24" base	100 lb.	1
CAN-TMD2135G-K	Double 35 qt. - Grey cans	21"	21-5/8"	18"	21"	24" base	100 lb.	1
CAN-TMD2135W-K	Double 35 qt. - White cans	21"	21-5/8"	18"	21"	24" base	100 lb.	1
CAN-TMD2150B-K	Double 50 qt. - Black cans	21"	21-5/8"	22-1/4"	21"	24" base	100 lb.	1
CAN-TMD2150G-K	Double 50 qt. - Grey cans	21"	21-5/8"	22-1/4"	21"	24" base	100 lb.	1
CAN-TMD2150W-K	Double 50 qt. - White cans	21"	21-5/8"	22-1/4"	21"	24" base	100 lb.	1

Recommended screw:

#8 flat head

Waste Container Organization: Wire Bottom Mount



Cans Sold Separately
See page 375



! Use optional door mounting kit for door pullout application

- Heavy-duty 100 lb. full-extension ball bearing slides
- Thick wire frame construction
- Durable polymer plastic trashcans are easily cleaned
- Cans and lids sold separately (see page 333)
- Quickly mounts to cabinet floor using four screws (included)
- Wire handle included

- Optional 6-way adjustable door mounting kit for door pullout application
- Retail packed with English, French and Spanish translations
- Fits in NorthPoint Cabinetry® (see page 444 for reference guide)

Note: Double 50 qt. can unit requires full-height cabinet



	Description	Finish	Width	Depth	Height	Min. Opening	Standard Cabinet Size	Weight Capacity	Ctn Qty
CAN-EBMSB-R	Single Can Unit - 35 or 50 qt.	Black	10-1/4"	22-1/16"	13"	11-1/2"	15" base	50 lb.	6
CAN-EBMSPC-R	Single Can Unit - 35 or 50 qt.	Polished Chrome	10-1/4"	22-1/16"	13"	11-1/2"	15" base	50 lb.	6
CAN-EBMSW-R	Single Can Unit - 35 or 50 qt.	White	10-1/4"	22-1/16"	13"	11-1/2"	15" base	50 lb.	6
CAN-EBMDB-R	Double Can Unit - 35 qt. only	Black	13-15/16"	22"	13"	14-1/2"	18" base	50 lb.	4
CAN-EBMDPC-R	Double Can Unit - 35 qt. only	Polished Chrome	13-15/16"	22"	13"	14-1/2"	18" base	50 lb.	4
CAN-EBMDW-R	Double Can Unit - 35 qt. only	White	13-15/16"	22"	13"	14-1/2"	18" base	50 lb.	4
CAN-EBMD50B-R	Double Can Unit - 50 qt. only	Black	15-3/16"	22-1/16"	12-13/16"	15-3/16"	18" base	50 lb.	4
CAN-EBMD50PC-R	Double Can Unit - 50 qt. only	Polished Chrome	15-3/16"	22-1/16"	12-13/16"	15-3/16"	18" base	50 lb.	4
CAN-EBMD50W-R	Double Can Unit - 50 qt. only	White	15-3/16"	22-1/16"	12-13/16"	15-3/16"	18" base	50 lb.	4
CAN-DOORKIT	Door Mounting Kit	Black	2-1/2"	5-1/4"	6-5/8"	-	-	-	20
CAN-DOORKITPC	Door Mounting Kit	Polished Chrome	2-1/2"	5-1/4"	6-5/8"	-	-	-	20
CAN-DOORKITW	Door Mounting Kit	White	2-1/2"	5-1/4"	6-5/8"	-	-	-	20

Waste Container Organization: Cans & Lids



Cans available in 2 sizes and 3 standard colors – black, grey, & white
 Lids available in 3 standard colors plus green for recycling
 High quality polymer plastic material is durable and easy to clean
 Compatible with all of our trashcan pullouts

	Description	Can Color	Width	Depth	Height	Ctn Qty
CAN-35	35 qt. Plastic Can	Black	14-1/4"	9-7/16"	18"	10
CAN-35W	35 qt. Plastic Can	White	14-1/4"	9-7/16"	18"	10
CAN-35GRY	35 qt. Plastic Can	Grey	14-1/4"	9-7/16"	18"	10
CAN-35LID	Lid for 35 qt. Plastic Can	Black	14-1/4"	9-3/8"	1-5/8"	10
CAN-35LIDW	Lid for 35 qt. Plastic Can	White	14-1/4"	9-3/8"	1-5/8"	10
CAN-35LIDGRY	Lid for 35 qt. Plastic Can	Grey	14-1/4"	9-3/8"	1-5/8"	10
CAN-35LIDG	Lid for 35 qt. Plastic Can	Green	14-1/4"	9-3/8"	1-5/8"	10
CAN-50	50 qt. Plastic Can	Black	14-7/8"	10-1/4"	22-1/4"	10
CAN-50W	50 qt. Plastic Can	White	14-7/8"	10-1/4"	22-1/4"	10
CAN-50GRY	50 qt. Plastic Can	Grey	14-7/8"	10-1/4"	22-1/4"	10
CAN-50LID	Lid for 50 qt. Plastic Can	Black	14-5/8"	10-1/4"	1-5/8"	10
CAN-50LIDW	Lid for 50 qt. Plastic Can	White	14-5/8"	10-1/4"	1-5/8"	10
CAN-50LIDGRY	Lid for 50 qt. Plastic Can	Grey	14-5/8"	10-1/4"	1-5/8"	10
CAN-50LIDG	Lid for 50 qt. Plastic Can	Green	14-5/8"	10-1/4"	1-5/8"	10

Great for

 Recycling



BASE CABINET ORGANIZATION



NEW

Double-Drawer Bottle Rollout

Page 347

Base Cabinet Organization

Maximize cabinet storage with Hardware Resources' base cabinet organization. From cabinet pullouts to mixer lifts, we can help you create a beautiful and organized kitchen.



NEW
Single-Drawer Cookware Rollout
Page 348



NEW
Double-Drawer Cookware Rollout
Page 349



Knife Block Pullout
Page 339



"No Wiggle" Base Pullout
Pages 337-338



Utensil Pullout
Page 340

Some things should wiggle.

To see our patented "No Wiggle" technology in action, scan the QR code or visit:
<http://delivr.com/2h4vw>



Your cabinet pullout shouldn't.



Hardware Resources has designed the **sturdiest cabinet pullout** on the market



- "No Wiggle" patented hardware **eliminates excessive sag and side-to-side movement**
- **Ships fully assembled** and installs in minutes, saving time
- 6-way integrated door mounting hardware for **precise door adjustments**

Look for this icon to identify organizer products featuring our patented "No Wiggle" technology

Base Cabinet Organization: "No Wiggle" Base Pullout



Patented top mounting bracket eliminates excessive side-to-side movement and sag, yet is hidden under the first shelf for a clean look

Bottom slides are concealed undermount slides, and the top is a 225 lb. slide for added support and weight bearing (preinstalled)

Patented integrated 6-way adjustable door-mounting brackets allow for easy mounting of door

Frameless Friendly! Works in both face frame and frameless applications

Ships fully assembled making installation a breeze


Fits in NorthPoint Cabinetry® (see page 445 for reference guide)



9,661,924 & 9,723,922
10,028,581 & 10,251,480

Requires full door cabinet

Scan to watch the installation video
<http://delivr.com/22TZY>



	Width	Depth	Height	Min. Opening	Standard Cabinet Size	Weight Capacity	Ctn Qty
BPO2-5SC	5-1/2"	22"	24"	5-1/2"	9" base	100 lb.	1
BPO2-8SC	8-1/2"	22"	24"	8-1/2"	12" base	100 lb.	1
BPO2-11SC	11-1/2"	22"	24"	11-1/2"	15" base	100 lb.	1
BPO2-14SC	14-1/2"	22"	24"	14-1/2"	18" base	100 lb.	1

Recommended screw: #8 flat head



Extra Rails

	Ctn Qty
RAIL-17-PC Extra rail for BPO series	50

Base Cabinet Organization: "No Wiggle" Pullouts

What makes a great pullout?

Self-indexing rear bracket

UV Coated White Birch

225 lb. slide for strength and stability

Ships fully assembled for fast installation

2 adjustable shelves

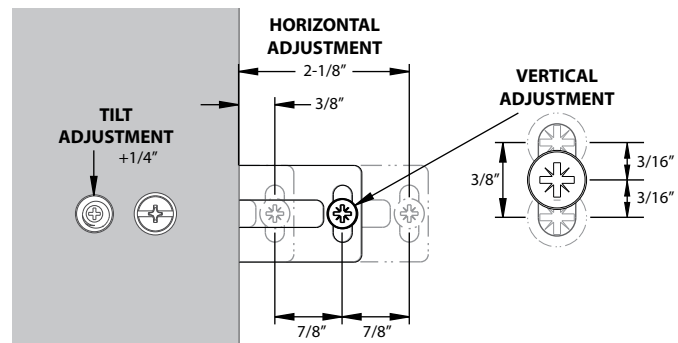
Adjustable front mounting bracket eliminates excessive wiggle

Concealed soft-close slides (preinstalled)

Integrated 6-way adjustable door mounting brackets





Patented mounting hardware
US Patents 9,661,924 & 10,028,581



Slotted hole design = no need to measure

Base Cabinet Organization: "No Wiggle" Knife Block Pullout



Did you know...

- Storing knives in traditional knife blocks or plastic sheaths dulls their blades over time.
- Magnetic strips keep knives sharper by minimizing blade contact. Our new Knife Pullout features a strong magnetic bar embedded in wood for ideal knife storage.
- Sharp knives are key to safe and effective cutting, and good knives are expensive. Our innovative pullout protects this investment by storing knives properly.



Plastic Cutting Board

- Included with both models
- Stows neatly in custom slot
- Dishwasher safe
- Non-skid feet



PATENTS
9,723,922
& 11,388,996



Stainless Steel Utensil Bins

8" model also includes 3 bins that are easy to remove for cleaning (UCSS-46, Ctn Qty 50)

Double-sided magnetic bar with a total of 31-1/2" of knife storage (fits blades up to 9" long)

Round insert holds a set of six steak knives

Open bottom shelf provides additional storage

Patented front mounting bracket eliminates excessive side-to-side movement and sag, yet is hidden for a clean look

Bottom slides are concealed undermount slides, and the top is a 225 lb. slide for added support and weight bearing (preinstalled)

Fits in NorthPoint Cabinetry® (see page 445 for reference guide)

	Width	Depth	Height	Minimum Opening	Standard Cabinet Size	Weight Capacity	Ctn Qty
KBPO-5SC	5"	22"	24"	5-1/2"	9" base	100 lb.	1
KBPO-8SC	8"	22"	24"	8-1/2"	12" base	100 lb.	1

Screws included

Base Cabinet Organization: "No Wiggle" Utensil Pullout



- Convenient storage of kitchen utensils
- Included 4 stainless steel bins are sturdy and easy to remove for cleaning
- Open bottom shelf for additional storage
- Built on our "No Wiggle" platform
- Patented top mounting bracket eliminates excessive side-to-side movement and sag, yet is hidden under the first shelf for a clean look
- Bottom slides are concealed undermount slides, and the top is a 225 lb. slide for added support and weight bearing (preinstalled)
- Patented integrated 6-way adjustable door-mounting brackets allow for easy mounting of door
- Frameless Friendly! Works in both face frame and frameless applications
- Ships fully assembled making installation a breeze
- Fits in NorthPoint Cabinetry® (see page 445 for reference guide)



9,661,924 & 9,723,922
10,028,581 & 10,251,480

Requires full door cabinet



	Width	Depth	Height	Min. Opening	Standard Cabinet Size	Weight Capacity	Ctn Qty
UBPO-5SC	5-1/2"	22"	24"	5-1/2"	9" base	100 lb.	1
UBPO-8SC	8-1/2"	22"	24"	8-1/2"	12" base	100 lb.	1

Screws included



Replacement Utensil Bins Ctn Qty

UCSS-46	Replacement bins for UBPO series	50
---------	----------------------------------	----

Base Cabinet Organization: "No Wiggle" Drawer Base Pullout



Fits below a drawer!

- Shorter height fits below drawer
- Built on our "No Wiggle" platform
- Patented top mounting bracket eliminates excessive side-to-side movement and sag, yet is hidden under the first shelf for a clean look
- Bottom slides are concealed undermount slides, and the top is a 225 lb. slide for added support and weight bearing (preinstalled)
- Patented integrated 6-way adjustable door-mounting brackets allow for easy mounting of door
- One adjustable shelf included
- Frameless Friendly! Works in both face frame and frameless applications
- Ships fully assembled making installation a breeze
- Fits in NorthPoint Cabinetry® (see page 445 for reference guide)



9,661,924 & 9,723,922
10,028,581 & 10,251,480



	Width	Depth	Height	Min. Opening	Standard Cabinet Size	Weight Capacity	Ctn Qty
DBPO-5SC	5-1/2"	22"	20"	5-1/2"	9" base	100 lb.	1
DBPO-8SC	8-1/2"	22"	20"	8-1/2"	12" base	100 lb.	1

Screws included



Extra Rails

RAIL-17-PC Extra rail for BPO series

Ctn Qty

50

Base Cabinet Organization: "No Wiggle" Tray Divider Pullout




- Built on our "No Wiggle" platform
- Patented top mounting bracket eliminates excessive side-to-side movement and sag
- Removable center rack and adjustable dividing bars allow for easy and versatile customization of storage needs
- Patented integrated 6-way adjustable door-mounting brackets allow for easy mounting of door
- Frameless Friendly! Works in both face frame and frameless applications
- Non-slip bottom mat keeps items secure and minimizes noise
- Fits in NorthPoint Cabinetry® (see page 445 for reference guide)

U.S. PATENT

9,661,924 & 9,723,922
10,028,581 & 10,251,480



Also great for foil, plastic wrap and bag storage



	Width	Depth	Height	Min. Opening	Standard Cabinet Size	Weight Capacity	Ctn Qty
BPOTD2-5SC	5"	22-1/4"	17-9/16"	5-1/2"	9" base	100 lb.	1
BPOTD2-8SC	8"	22-1/4"	17-9/16"	8-1/2"	12" base	100 lb.	1

Recommended screw: #8 flat head

Base Cabinet Organization: "No Wiggle" Base Filler Pullout



- Used in 3" and 6" wide base cabinet applications
- Installs in dead space between base cabinets
- Built on our "No Wiggle" platform
- Patented top mounting bracket eliminates excessive side-to-side movement and sag, yet is hidden under the first shelf for a clean look
- Patented integrated 6-way adjustable door-mounting brackets allow for easy mounting of door
- Two adjustable shelves included
- Frameless Friendly! Works in both face frame and frameless applications
- Ships fully assembled making installation a breeze



9,661,924 & 9,723,922
10,028,581 & 10,251,480



BFPO2-6SC

	Width	Depth	Height	Min. Opening	Weight Capacity	Ctn Qty
BFPO2-3SC	3-1/2"	23"	30"	3-1/2"	100 lb.	1
BFPO2-6SC	6-1/2"	23"	30"	6-1/2"	100 lb.	1

Recommended screw: #6 face frame



BFPO2-3SC

Base Cabinet Organization: Peg Board Filler Pullout

This organizer takes the wasted space between cabinets and converts it into a customizable organized space. Organize everything from pots and pans to big utensils with the variety of included hooks.



Features our popular 303FUSFT Series Dura-Close™ full-extension soft-close 100 lb. ball bearing slides (preinstalled)

Each pullout comes with an assortment of pegs and hooks (12 pegs, 12 single hooks, 6 double hooks)

Additional hook packs are available for purchase (3 hooks/pack)

Available in 2 width options

Stainless steel pegboard is easy to clean and magnetic

Edgewise birch plywood construction with clear UV finish

! Can be mounted left- or right-handed



Extra Peg
BFPOSS-PEG



Extra Single Hook
BFPOSS-S3



Extra Double Hook
BFPOSS-D3



Chrome Rail
RAIL-17-PC

	Width	Depth	Height	Min. Opening	Weight Capacity	Ctn Qty
BFPOSS3	3"	23"	30"	3"	100 lb.	1
BFPOSS6	6"	23"	30"	6"	100 lb.	1

Recommended screw: #8 flat head

Extra Hardware

		Ctn Qty
BFPOSS-D3	Double hooks	3 hooks/bag
BFPOSS-S3	Single hooks	3 hooks/bag
BFPOSS-PEG	Single pegs	3 pegs/bag
RAIL-17-PC	Chrome rail	50 rails

Base Cabinet Organization: Appliance Lift



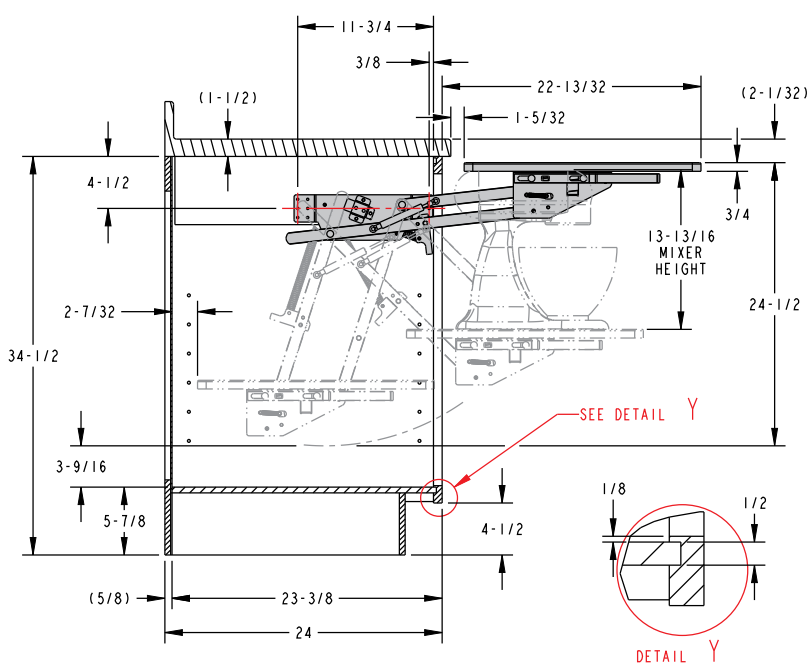
- Provides mechanical assistance for heavy appliances such as a mixer
- Features soft-close dampers for smooth closing
- Can be used in both frameless and face frame cabinetry
- Shelf (not included) can be custom fit to any cabinet size
- Three spring settings for up to 45 lb. capacity
- Designed for full-height door cabinets
- Fits in NorthPoint Cabinetry® (see page 445 for reference guide)



Pair with a wire pullout basket (MBPO series shown) to store appliance supplies and accessories



Scan to watch the installation video
<http://delivr.com/2NR58>



	Weight Capacity	Opening	Ctn Qty
ML-1CH	45 lb.	12" min. 24" max.	1
Recommended screw:		#8 pan head screws for mounting to cabinet included	

Shelf material is not included. Shelf should be a minimum of 3/4" thick and no longer than 20-1/2" in length.

Shelf width is determined by measuring between the side mounting brackets minus 1-1/4". Mount shelf with at least 8 suggested #8 x 1/2" wood screws (not provided) to mounting brackets.

Introducing three innovative base cabinet rollouts that allow homeowners to neatly organize bottles, cookware, and any related accessories.

Modern homeowners demand solutions that fit their lifestyle. Our new rollouts provide clever storage for a variety of items to meet consumer needs while maximizing the functionality of any kitchen space.

All rollouts feature compartments designed to organize specific items while keeping them secure as the rollout opens and closes.

Each double-drawer unit's top drawer provides space for smaller accessories and slides back to maximize accessibility to the bottom drawer. The single-drawer cookware units allow for storage of taller items.



Double-Drawer Bottle Rollout



See details on next page

Single-Drawer Cookware Rollout



See details on page 348

Double-Drawer Cookware Rollout



See details on page 349

NEW Double-Drawer Bottle Rollout

15", 21", and 27" widths

Innovative bottle grid neatly stores 15 items in multiple cubby hole sizes

Bottle grid can be moved to either side of 21" and 27" units and dividers can be spaced using pin-and-groove system

Top drawer slides back for full access to items in bottom drawer

Designed for 18", 24", and 30" base cabinets with top drawer or full-height cabinets

Ships fully assembled and quickly mounts to the cabinet floor using four screws (included)

UV-coated and edgebanded white birch plywood construction

Features 100 lb. full-extension, soft-close, concealed undermount slides

Compatible with NorthPoint Cabinetry® and all other cabinetry meeting the minimum openings listed below (see page 448 for reference guide)



Scan to watch the installation video
<https://delivr.com/2s2y4>



ROBTD15-WB



ROBTD21-WB



ROBTD27-WB

	Description	# Dividers	Width	Depth	Height	Min. Opening	Standard Cab. Size	Weight Capacity	Ctn Qty
ROBTD15-WB NEW	Double-Drawer Bottle	0	15"	22-3/8"	19-1/16"	14-1/2"	18" base	100 lb.	1
ROBTD21-WB NEW	Double-Drawer Bottle	2	21"	22-3/8"	19-1/16"	20-1/2"	24" base	100 lb.	1
ROBTD27-WB NEW	Double-Drawer Bottle	3	27"	22-3/8"	19-1/16"	26-1/2"	30" base	100 lb.	1

Included screws: 4 #8 X1 Coarse-Thread Wood Screws

NEW Single-Drawer Cookware Rollout



15", 21", and 27" widths

- Utilizes the full depth of a base cabinet to organize trays, cutting boards, and bakeware in adjustable slots
- This unit accommodates larger items in an easily accessible vertical position
- Movable dividers can be adjusted using pin-and-groove system
- Designed for 18", 24", and 30" base cabinets with top drawer or full-height cabinets
- Ships fully assembled and quickly mounts to the cabinet floor using four screws (included)
- UV-coated and edgebanded white birch plywood construction
- Features 100 lb. full-extension, soft-close, concealed undermount slides
- Compatible with NorthPoint Cabinetry® and all other cabinetry meeting the minimum openings listed below (see page 448 for reference guide)



ROCWS15-WB



ROCWS21-WB



ROCWS27-WB

	Description	# Dividers	Width	Depth	Height	Min. Opening	Standard Cab. Size	Weight Capacity	Ctn Qty
ROCWS15-WB NEW	Single-Drawer Cookware	5	15"	22-3/8"	9-1/16"	14-1/2"	18" base	100 lb.	1
ROCWS21-WB NEW	Single-Drawer Cookware	7	21"	22-3/8"	9-1/16"	20-1/2"	24" base	100 lb.	1
ROCWS27-WB NEW	Single-Drawer Cookware	9	27"	22-3/8"	9-1/16"	26-1/2"	30" base	100 lb.	1

Included screws: 4 #8 X1 Coarse-Thread Wood Screws



Optional: Use the drop-in 15-Bottle Grid to add bottle organization to any Single-Drawer Cookware Rollout

Description	Ctn Qty
ROACBTGRID15 NEW Accessory 15-Bottle Grid for Single-Drawer Cookware Rollout – Fits 15", 21", and 27" units	1

NEW Double-Drawer Cookware Rollout

15", 21", and 27" widths

Securely stores and provides easy access to a variety of cookware and accessories

Top drawer slides back for full access to items in bottom drawer

Movable dividers can be adjusted using pin-and-groove system

Designed for 18", 24", and 30" base cabinets with top drawer or full-height cabinets

Ships fully assembled and quickly mounts to the cabinet floor using four screws (included)

UV-coated and edgembanded white birch plywood construction

Features 100 lb. full-extension, soft-close, concealed undermount slides

Compatible with NorthPoint Cabinetry® and all other cabinetry meeting the minimum openings listed below (see page 448 for reference guide)



ROCWD21-WB



Scan to watch the installation video
<https://delivr.com/2s2y4>



ROCWD15-WB



ROCWD21-WB



ROCWD27-WB

	Description	# Dividers	Width	Depth	Height	Min. Opening	Standard Cab. Size	Weight Capacity	Ctn Qty
ROCWD15-WB NEW	Double-Drawer Cookware	5	15"	22-3/8"	19-1/16"	14-1/2"	18" base	100 lb.	1
ROCWD21-WB NEW	Double-Drawer Cookware	7	21"	22-3/8"	19-1/16"	20-1/2"	24" base	100 lb.	1
ROCWD27-WB NEW	Double-Drawer Cookware	9	27"	22-3/8"	19-1/16"	26-1/2"	30" base	100 lb.	1

Included screws: 4 #8 X1 Coarse-Thread Wood Screws

Base Cabinet Organization: Easy-to-Install Rollout Drawers



Skip the *measure...design...wait...* process

- Order rollout drawers that are **IN STOCK**
- Ships same day – Receive it in 2-3 days
- Ships fully assembled
- Easily and quickly installs with four screws (included)
- For existing cabinets or new construction
- Designed to fit standard cabinet sizes



	Width	Depth	Height	Bottom	Minimum Opening	Standard Cab. Size	Weight Capacity
RO12-WB	10-1/4"	21-1/4"	7"	1/4"	11-1/2"	15" base	100 lb.
RO15-WB	13-1/4"	21-1/4"	7"	1/4"	14-1/2"	18" base	100 lb.
RO18-WB	16-1/4"	21-1/4"	7"	1/4"	17-1/2"	21" base	100 lb.
RO21-WB	19-1/4"	21-1/4"	7"	1/4"	20-1/2"	24" base	100 lb.
RO24-WB	22-1/16"	21-1/4"	7"	1/2"	23-1/2"	27" base	100 lb.
RO27-WB	25-1/16"	21-1/4"	7"	1/2"	26-1/2"	30" base	100 lb.
RO33-WB	31-1/16"	21-1/4"	7"	1/2"	32-1/2"	36" base	100 lb.
ROVHB12-WB	10-1/16"	18-7/16"	9"	1/4"	11-1/2"	15" vanity	100 lb.
ROVHB15-WB	13-1/16"	18-7/16"	9"	1/4"	14-1/2"	18" vanity	100 lb.
ROVHB18-WB	16-1/16"	18-7/16"	9"	1/4"	17-1/2"	21" vanity	100 lb.



Beautiful White Birch dovetail boxes with UV coating
 Drawer boxes are built in our plant in the USA
 Featuring concealed undermount 3/4 extension, soft-close slides

For your Bath

- Reclaim the space in bathroom cabinets
- 18" depth designed for bath cabinets
- Use multiple rollouts for wide cabinets
- High-Back Drawers - 8" Back & 3" Front Drawer Height**



For 12" opening
ROVHB12-WB



For 15" opening
ROVHB15-WB



For 18" opening
ROVHB18-WB



ROVHB15-WB & ROVHB12-WB shown in use

Base Cabinet Organization: Easy-to-Install Rollout Drawers

For your Kitchen

Rollout Drawers - 6" Drawer Height



It's That Easy!



1 Measure

Measure the cabinet's interior width, depth and height. Hold your tape parallel to the cabinet's walls. Note any pipes, shelves, or hinges that may affect actual available space.



2 Set

Set your drawer base in place making sure you can open and close the cabinet door easily.



3 Secure

Using your Phillips screwdriver (or drill) and the screws provided, secure your organizer base. Place the drawer back on the base, and you're all done!

All you need:

Phillips Screwdriver

Cordless Drill



OR

Measuring Tape



Scan to watch the product video
<http://delivr.com/2uf4p>



Base Cabinet Organization: Build Your Own Rollouts



Rollout Box



Drawer Slide



QuickTray Pilaster System



CUSTOMIZED STORAGE SOLUTIONS

Maximize your kitchen with custom storage solutions.

Our custom order-to-size rollouts are manufactured in our plant in Louisiana. Add our best-selling Dura-Close® drawer slides and our QuickTray pilaster system, and you can create custom storage solutions for your customers.

Great for pantries, pot and lid storage, small kitchen appliances and miscellaneous kitchen wares. Customizable for any size cabinet, existing or new construction.



Pots & Lids



Pantry



Base Cabinet Organization: Quick Tray Pilaster System

**Cabinet
Organizers**



- » System only requires four simple components
- » Overall height is 20-1/8"
- » Vertical adjustment of shelves in increments of 1-1/4"
- » No tools necessary for shelf adjustments
- » Front spacing lip allows for offset behind the face frame
- » Supports are non-handed for easy installation
- » Frameless application can be mounted with wood or euro screws
- » Face frame application can be fastened with staples or wood screws
- » Can be factory installed or added to existing cabinets

Pilasters:


Maple	B512-01 5 pc/ctn	1-1/4" Pilaster System Pack, clear-coated maple pilaster with beige insert Pack Includes: 4 pilasters, 8 undermount hook dowels* and 16 screws
	B500-00 100 pc/ctn	Quick Tray 1" Pilaster bulk pack Pack Includes: 100 pilasters, 200 undermount hook dowels* and 200 screws
White	B520-00 20 pks/ctn	1" Pilaster System Pack Pack Includes: 4 pilasters, 8 undermount hook dowels* and 8 screws
	B521-00 20 pks/ctn	1-1/4" Pilaster System Pack Pack Includes: 4 pilasters, 8 undermount hook dowels* and 8 screws
Beige	B520-01 20 pks/ctn	1" Pilaster System Pack Pack Includes: 4 pilasters, 8 undermount hook dowels* and 8 screws
	B521-01 20 pks/ctn	1-1/4" Pilaster System Pack Pack Includes: 4 pilasters, 8 undermount hook dowels* and 8 screws

Use with any slide:


UNDERMOUNT




BALL BEARING





EPOXY



Accessories:

White	530117 2,000 pc/ctn	7/8" Plastic Spacer with 1-3/8" CC holes 1-7/8" overall width	
	EXE001 2,000 pc/ctn	3/4" Spacer with 32 mm holes	

Beige	B-400-02 100 pc/pk 10 pks/ctn	Drawer Bumper for Rollout Tray 11/16" (18 mm) Recommended screw: 6X7160-B	
-------	-------------------------------------	---	---

Zinc	T-506 1,000 pc/ctn	Hook Dowels for ball bearing slides (sold individually)	
	T-508 1,000 pc/ctn	Hook Dowels for undermount slides (sold individually)	



Scan the QR Code to view the
Quick Tray calculation sheet or
visit <https://delivr.com/2hwjs>

*Ball bearing slide hook
dowels sold separately

**hardware
resources®**

800.463.0660 | www.HardwareResources.com

[353]

Base Cabinet Organization: Custom Rollout Accessories

Slide Mounting Kit for Ball Bearing Slides



Custom dovetail drawer boxes,
303FU drawer slide and SLIDE-KIT shown in use



4 Zinc L-brackets & slide
attachment screws

SLIDE-KIT
50 pks/ctn

Recommended screw: #6 pan head

Perfect for rollout drawers - allows you to
mount slides directly to cabinet floor or
fixed shelf

Will fit 301FU series and 303FU series ball
bearing slides as well as USE series
undermount slides

Threaded collars mean secure attachment using
only a screwdriver

Screws for mounting to slides included

#6 pan head screw suggested for installation to cabinet floor



Base Cabinet Organization: Custom Rollout Accessories

Cabinet
Organizers

Rear Mounting Block for Undermount Slides



Custom dovetail drawer boxes, Quick Tray Pilaster System, USE58-300 drawer slide and USE-RMB shown in use



1 pair blocks &
attachment screws

USE-RMB
250 pks/ctn

Screws included

Attach rear mounting block to the back of the shelf instead of notching and boring

For use with USE58-500 or USE58-300 undermount slides

Maximum apron thickness 16 mm (5/8") for our USE58 series slides

One pair of our drawer clips is required per shelf

Installation screws are provided

Base & Wall Organization: Dovetail Drawer Boxes



Ordering specifications:

- Standard drawer, rollout, or high-back rollout boxes
- Assembled or unassembled
- Standard heights with custom depths & widths
- 1/4" standard bottom or thicker 1/2" bottom
- Optional universal notch for undermount slides
- Optional undermount slide clips, factory-installed

Easy Online Ordering & Instant Price Quoting

See website for details

Production and delivery:

- Competitive pricing
- Standard 7-day turnaround after order confirmation
- Quick-to-ship production on qualifying states



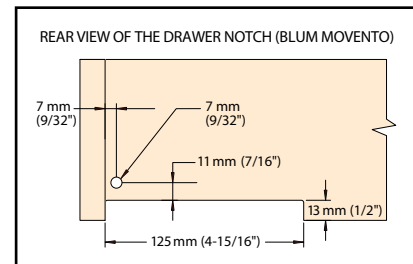
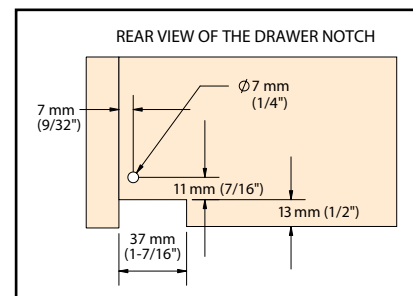
- A** 5/8" Hard Maple UV Coated or Unfinished
- B** 5/8" Aspen UV Coated
- C** 5/8" White Birch, Imported, Finger Jointed..... UV Coated
- D** 1/2" Birch Plywood UV Coated or Unfinished
- E** 1/2" Birch Plywood Edgebanded UV Coated
- F** 5/8" Rubberwood, Imported, Finger Jointed UV Coated

HEIGHT OPTIONS	2"	2.5"	3"	3.5"	4"	5"	6"	7"	8"	9"	9.5"	10"	11"	12"
1/2" Birch Plywood	x	x	x	x	x	x	x	x	x	x	x	x	x	x
1/2" Edgebanded Plywood		x	x		x	x	x	x	x	x		x	x	
5/8" Hardwoods	x	x	x	x	x	x	x	x	x	x	x	x	x	x
High-Back (all species)							x	x	x	x	x	x	x	x

*All high-back drawers will have a 3" front and a scoop cutout on the front face. 6" minimum height.

SIZING	Min. Depth	Max Depth	Min. Width (without clips)	Min. Width (with 4 & 6-way clips)	Min. Width (with 2-way clips)	Max Width	Min. Height
Standard Drawer							
5/8" Material	7"	51"	6"	7-1/4"	6-1/4"	51"	2"
1/2" Material	7"	51"	6"	7"	6"	51"	2"
Rollout Drawer							
5/8" Material	7"	51"	6"	7-1/4"	6-1/4"	51"	2"
1/2" Material	7"	51"	6"	7"	6"	51"	2"
High-Back Rollout							
5/8" Material	12"	51"	5-1/2"	7-1/4"	6-1/4"	51"	6"
1/2" Material	12"	51"	5-1/2"	7"	6"	51"	6"

Drawer boxes are manufactured in the USA by Hardware Resources. Hard Maple and Aspen are North American hardwoods. White Birch and Rubberwood are imported A/B grade hardwood, laminated & finger jointed. Birch plywood is Carb Compliant 9-ply high density plywood with no internal voids. UV cured coating is 100% solid and contains no VOC. Each UV coated piece is double coated to ensure a lasting finish.





Base & Wall Organization: Dovetail Drawer Boxes



High-Back Rollout
(minimum 6" height)



Rollout

Complimentary High Definition Laser Engraving on Hardwood Boxes

- Upcharge per box for plywood only
- Simply provide a high-resolution file of your logo. We'll do the rest!
- Accepted file types are EPS, AI, PDF, PSD, JPEG, TIFF
- Maximum logo size is 1-1/2" tall x 6" long
- Minimum box height for engraving is 3"
- Not available on high-back rollouts or boxes over 24" deep
- Placed on the front left inside edge of the box
- One logo per customer. Logos are kept on file for future orders
- *Don't have a logo? Choose from our preselected fonts to customize your company name*



Drawer Box Linear Material



White Birch, Finger Jointed

	Height	Thickness	Coating	Ctn Qty
DW58X030	3"	5/8"	UV Coated	80LF
DW58X035	3-1/2"	5/8"	UV Coated	80LF
DW58X040	4"	5/8"	UV Coated	80LF
DW58X060	6"	5/8"	UV Coated	40LF
DW58X080	8"	5/8"	UV Coated	40LF
DW58X100	10"	5/8"	UV Coated	40LF

White Birch drawer box linear material is sold in 8' lengths in full carton quantity only



Aspen

	Height	Thickness	Coating	Ctn Qty
DA58X030	3"	5/8"	UV Coated	80LF
DA58X040	4"	5/8"	UV Coated	80LF
DA58X060	6"	5/8"	UV Coated	72LF
DA58X080	8"	5/8"	UV Coated	56LF
DA58X100	10"	5/8"	UV Coated	56LF

Aspen drawer box linear material is sold in random lengths of 5' - 8'

BATHROOM ORGANIZATION



Wire Basket Rollout
Page 369



"No Wiggle" Vanity Pullout
Shown with optional Grooming Insert
Pages 364-365

Bathroom Cabinet Organization

An organized bathroom is just as important as an organized kitchen. Getting ready for the day in an organized bathroom helps to eliminate stress and save time. These organizers help transform a bathroom from clutter to clarity.



Cleaning Caddy
Page 368



Powered Vanity Drawer
Pages 366-367

Organization Is Not Just for the Kitchen



1 DRAWER INSERTS*

Our drawer inserts aren't just for the kitchen. Repurpose a cutlery organizer for makeup or personal grooming items, or use a spice drawer insert to keep nail polish organized.

See pages 403-411 for full product offering

**May require trimming*

2 TOWEL RACK

Add a designated spot to hold hand towels hidden away in the cabinet with a door-mountable towel rack. Tiered design allows for free air movement to help dry damp towels.

See page 442 for more information

3 ROLLOUT DRAWERS

Add the convenience of a drawer to any cabinet with our soft-close rollouts. Beautiful solid wood birch rollouts match cabinet interiors and can be added to cabinet bottom and/or a shelf.

See pages 350-352 for full product offering



4 DOOR MOUNTED RACK

A door mounted rack in a bathroom vanity can keep bottles of beauty products and cans of spray tidy.
See pages 424-425 for more information

5 "NO WIGGLE" VANITY PULLOUT

Shown with optional Acrylic Tray Divider. Customize bathroom storage with a vanity pullout featuring premium soft-close undermount slides. The unit is designed with a shortened height and depth to fit into bathroom vanity cabinets. A modular design allows for the addition of an optional grooming organizer insert or acrylic tray divider.
See pages 364-365 for more information

6 "NO WIGGLE" VANITY PULLOUT

Shown with optional Grooming Organizer Insert.
See pages 364-365 for more information



Get the Look

1 WIRE BASKET ROLLOUT

Wire basket rollouts are perfect for bath cabinets. Install to the cabinet bottom or a fixed shelf to bring items within easy reach.
See page 369 for more information

2 SPICE RACK

A door-mounted spice rack in a bath can keep bottles of beauty products and cans of spray tidy.
See pages 424-425 for more information



3 DRAWER INSERTS - CUTLERY

Cutlery drawer organizers can double as dividers for brushes, combs, toothbrushes, tubes of toothpaste, and more.

See pages 408-409 for more information

4 DRAWER INSERTS - SPICE TRAY

The spice tray insert's tiered racks keep bottles, brushes, and tubes from rolling around in the drawer.

See page 411 for more information

5 TOWEL RACK

An over-the-door towel rack is perfect for damp cloths and towels.

See page 442 for more information

6 CLEANING CADDY

Keep cleaning supplies or large bottles of beauty products easily accessible with the cleaning supply caddy.


See page 368 for more information

7 SINK FRONT TIPOUT TRAYS

Convert faux drawer panels to functional storage space with a tipout tray. Available in White and Stainless Steel finishes.

See pages 412-413 for more information

Bathroom Organization: "No Wiggle" Vanity Pullout



Tame Bath Clutter

Vanity base pullouts are great for narrow bathroom cabinets. Made of high quality wood and built on our superior "No Wiggle" platform, these pullouts are designed to keep clutter at bay. *See pages 336 & 338 for details about "No Wiggle" technology.*

- 1** The base pullout features fixed top and bottom shelves and one adjustable middle shelf. Middle and bottom shelves feature chrome rails to keep items secure. Optional top insert accessories maximize storage.
- 2** The Acrylic Tray Insert is perfect for nail polish, makeup or other small items. And it's removable, so it can be set on the countertop for even easier access.
- 3** Use the Grooming Insert to store hair dryers, curling irons, and other hair appliances.




- Shortened height and depth designed to fit into bathroom vanity cabinets
- Patented "No Wiggle" hardware eliminates excess side-to-side movement
- Modular design allows for the use of optional grooming organizer or acrylic tray
- Smooth soft-close slides (preinstalled)
- Adjustable dividers and shelf
- Patented 6-way adjustable door mounting brackets allow for easy mounting of doors
- Fits in NorthPoint Cabinetry® (see page 445 for reference guide)



9,661,924 & 9,723,922
10,028,581 & 10,251,480

! Accessory inserts require full door cabinet



	Description	Width	Depth	Height*	Min. Opening	Standard Cabinet Size	Weight Capacity	Ctn Qty
VBPO8-SC	8" "No Wiggle" vanity pullout	8-1/2"	18-13/16"	19-7/8"	8-1/2"	12" base	100 lb.	1
VBPO-G01	Grooming organizer insert	8"	18-7/32"	9"	8-1/2"	12" base	-	1
VBPO-T01	Acrylic tray insert	8"	10-3/32"	3-7/16"	8-1/2"	12" base	-	1

Screws included

*Total assembled height of Vanity Base Pullout with inserts is listed above

Bathroom Organization: Powered Vanity Drawer

NEW



SHIPS FULLY
ASSEMBLED



Scan to watch the
installation video

<http://delivr.com/2n2b4>



No Electrician Needed! Simply plug into an outlet behind the vanity for easy installation.

Convert a vanity drawer into a hair styling workstation with our Powered Vanity Drawer. This dovetail drawer is equipped with a powered two-plug receptacle. Hair appliances can stay plugged in and ready to go when they are needed. Add glamour and convenience to every bathroom suite with this powered vanity organizer.

Two stainless steel canisters hold appliances, and an additional caddy on the top keeps all grooming items together

Drawer comes fully assembled with slides and power cord management hardware attached and ready for installation

Designed to fit a 15" wide vanity drawer opening; fits NorthPoint Cabinetry® VB18-3 as a replacement drawer (see page 445 for reference guide)


US Patents pending

Easy plug and play installation**

UL Recognized to UL962/CSA C22.2 No. 0:20 | Patent Pending

- 3.5 ft power cord with NEMA 5-15 right angle plug
- Max AC Current: 15 amps @ 120 VAC
- Automatic power shutoff when drawer is closed

**Install a 120v outlet within 3.5 feet of where the drawer will be installed (GFCI outlet is recommended).



	Description	Width	Depth	Height*	Min. Opening	Standard Cabinet Size	Weight Capacity	Ctn Qty
PVGD15-SC	15" powered vanity drawer	15"	19-23/32"	8-23/32"	15"	18" vanity base	100 lb.	1

Screws included

Bathroom Organization: Wire Cleaning Supply Caddy



- Ergonomic plastic handle
- Removable caddy keeps cleaning supplies organized
- Holds a variety of bottles and boxes
- Mounts easily under your sink, left- or right-handed
- Simply pick it up and take it with you
- Plastic liner tray catches drips
- Full-extension ball bearing slides
- Heavy-duty wire construction
- 25 lb. capacity
- Quickly mounts to cabinet floor using four screws (included)
- Fits in NorthPoint Cabinetry® (see page 445 for reference guide)



	Description	Finish	Width	Depth	Height	Min. Opening	Fits Standard Cabinet Size	Weight Capacity	Ctn Qty
SCPO2-R	Cleaning Caddy Pullout	Polished Chrome	11-5/8"	19-11/16"	15-15/16"	11-5/8"	15" – 18" base	25 lb.	2

Bathroom Organization: Wire Basket Rollout

Cabinet
Organizers



SHIPS FULLY
ASSEMBLED

Great for organizing towels, toiletries, and more
Full-extension ball bearing slides
Heavy-duty wire construction

Quickly mounts to cabinet floor or fixed shelf
using four screws (included)

Fits in NorthPoint Cabinetry®
(see page 445 for reference guide)



	Description	Finish	Width	Depth	Height	Min. Opening	Fits Standard Cabinet Size	Weight Capacity	Ctn Qty
MBPO15-R	Pullout Basket	Polished Chrome	11-3/8"	19-11/16"	6-3/16"	11-1/2"	15" base	50 lb.	3
MBPO18-R	Pullout Basket	Polished Chrome	14-3/8"	19-11/16"	6-3/16"	14-1/2"	18" base	50 lb.	3
MBPO21-R	Pullout Basket	Polished Chrome	17-3/8"	19-11/16"	6-3/16"	17-1/2"	21" – 24" base	50 lb.	3

CORNER ORGANIZATION



Storage with Style® Blind Corner Pullout
Pages 378-379



Blind Corner Swingout
Pages 372-373



Blind Corner Sliding Door
Pages 374-375



Easy 360 Susan
Pages 376-377

Blind Corner Organization

With Hardware Resources' blind corner organizers, unused cabinet space is a thing of the past. Blind corner organizers bring forward items stored in the far back corner. Our Easy 360 Susan is a fresh and updated corner solution that is a hybrid of a lazy susan and pullout shelves.



Premium Wood Lazy Susan
Pages 380-381



Economy Plastic Lazy Susan
Page 389



Half-moon Lazy Susan
Page 391

Lazy Susan Corner Organization

Hardware Resources' line of lazy susan corner organizers includes tried-and-true round and kidney options in plastic and wood.

Blind Corner Organization: Swingout



Scan to watch the installation video
<http://delivr.com/288f6>



BCSO215PCMP-LH
Maple non-slip shelf



BCSO215PCWD-LH
Walnut textured non-slip shelf



BCSO215BOWD-LH
Walnut textured non-slip shelf

Sold as a complete unit in left- or right-handed versions for full-height base cabinets

Metal edging finishes coordinate with popular decorative hardware finishes

Easy installation – no need to drill into the side walls, mounts directly to cabinet floor with optional top mounting for additional stability

Installation instructions and mounting hardware included

BCSO215 fits in NorthPoint Cabinetry® (see page 448 for reference guide)

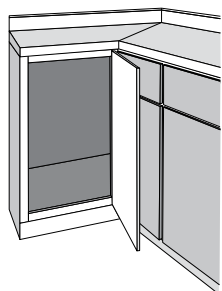


BCSO215PCWH-LH
White non-slip shelf




BCSO215GWH-LH
White smooth shelf

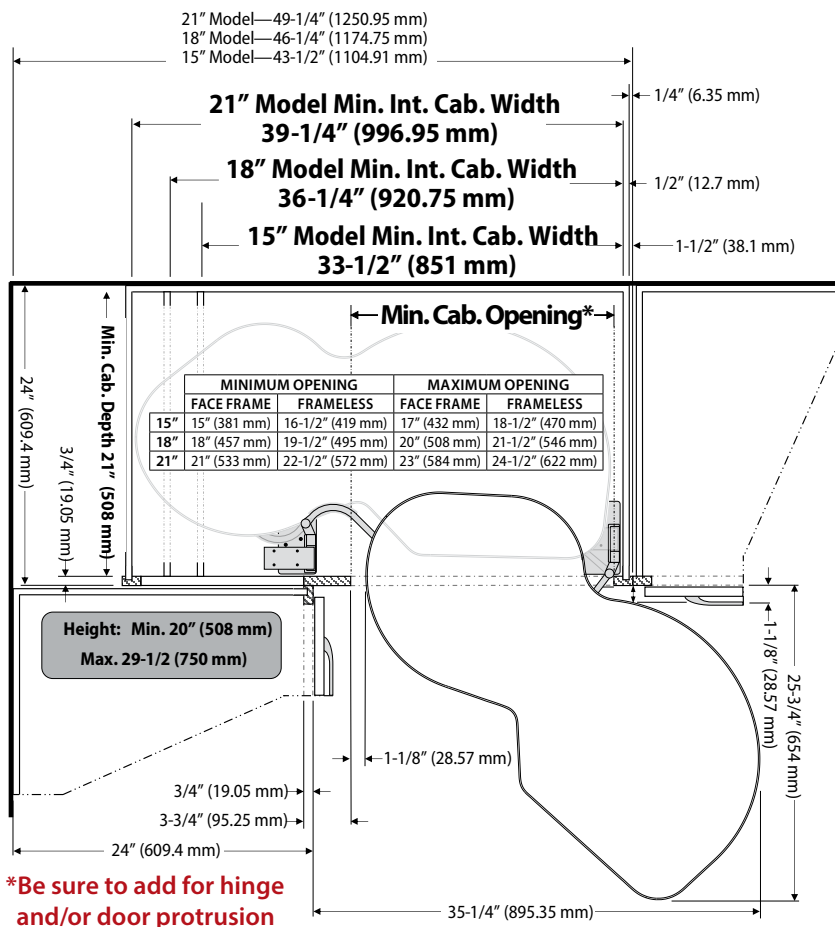
Do I need Left Hand or Right Hand?



Left Hand blind corners have the opening on the **left**.



Right Hand blind corners have the opening on the **right**.



Left Handed	Right Handed	Frame Color	Shelf Bottom/Edging	Shelf Dimensions	Weight Capacity	Ctn Qty
PREMIUM OPTIONS - NON-SLIP COATED SHELVES, PLATED EDGING						
BCSO215BOWD-LH	BCSO215BOWD-RH	Oil Rubbed Bronze	Walnut/Oil Rubbed Bronze	31-1/2" x 14-1/4"	90 lb.	1
BCSO215PCMP-LH	BCSO215PCMP-RH	Grey	Maple/Polished Chrome	31-1/2" x 14-1/4"	90 lb.	1
BCSO215PCWD-LH	BCSO215PCWD-RH	Grey	Walnut/Polished Chrome	31-1/2" x 14-1/4"	90 lb.	1
BCSO215PCWH-LH	BCSO215PCWH-RH	Grey	White/Polished Chrome	31-1/2" x 14-1/4"	90 lb.	1
BCSO218BOWD-LH	BCSO218BOWD-RH	Oil Rubbed Bronze	Walnut/Oil Rubbed Bronze	32-13/16" x 16-3/4"	90 lb.	1
BCSO218PCMP-LH	BCSO218PCMP-RH	Grey	Maple/Polished Chrome	32-13/16" x 16-3/4"	90 lb.	1
BCSO218PCWD-LH	BCSO218PCWD-RH	Grey	Walnut/Polished Chrome	32-13/16" x 16-3/4"	90 lb.	1
BCSO218PCWH-LH	BCSO218PCWH-RH	Grey	White/Polished Chrome	32-13/16" x 16-3/4"	90 lb.	1
BCSO221BOWD-LH	BCSO221BOWD-RH	Oil Rubbed Bronze	Walnut/Oil Rubbed Bronze	37-7/16" x 18-3/8"	90 lb.	1
BCSO221PCMP-LH	BCSO221PCMP-RH	Grey	Maple/Polished Chrome	37-7/16" x 18-3/8"	90 lb.	1
BCSO221PCWD-LH	BCSO221PCWD-RH	Grey	Walnut/Polished Chrome	37-7/16" x 18-3/8"	90 lb.	1
BCSO221PCWH-LH	BCSO221PCWH-RH	Grey	White/Polished Chrome	37-7/16" x 18-3/8"	90 lb.	1
ECONOMY OPTIONS - SMOOTH FINISH SHELVES, POWDER COATED EDGING						
BCSO215GWH-LH	BCSO215GWH-RH	Grey	White/Grey	31-1/2" x 14-1/4"	90 lb.	1
BCSO218GWH-LH	BCSO218GWH-RH	Grey	White/Grey	32-13/16" x 16-3/4"	90 lb.	1
BCSO221GWH-LH	BCSO221GWH-RH	Grey	White/Grey	37-7/16" x 18-3/8"	90 lb.	1

Blind Corner Organization: Sliding Door



- 4 heavy gauge chrome baskets
- 4 non-slip clear acrylic basket liners
- Heavy-duty soft-close slides with 200 lb. capacity
- Soft-close door damper
- Door mounting brackets with 6-way adjustment (in/out, up/down and left/right)
- Flexible mounting options: secure to side walls or top of cabinet with adjustable brackets
- Rear basket position is adjustable to accommodate different blind corner depths (from 30-7/8"–38")
- Universal design - mount it left- or right-handed
- For frameless cabinets - can be used in face frame with side wall blocking



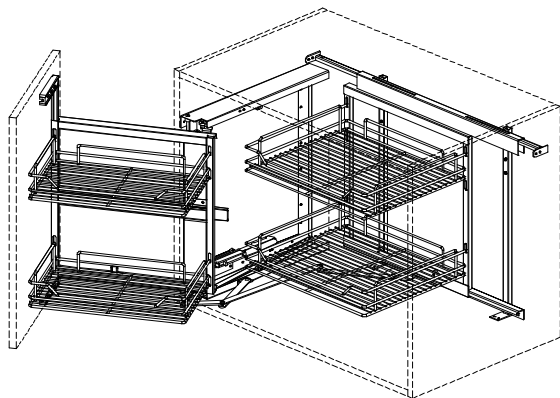
Also great for dishes & small appliances



Mount it with or without door attached.



Scan to watch the
installation video
<http://delivr.com/22w9g>



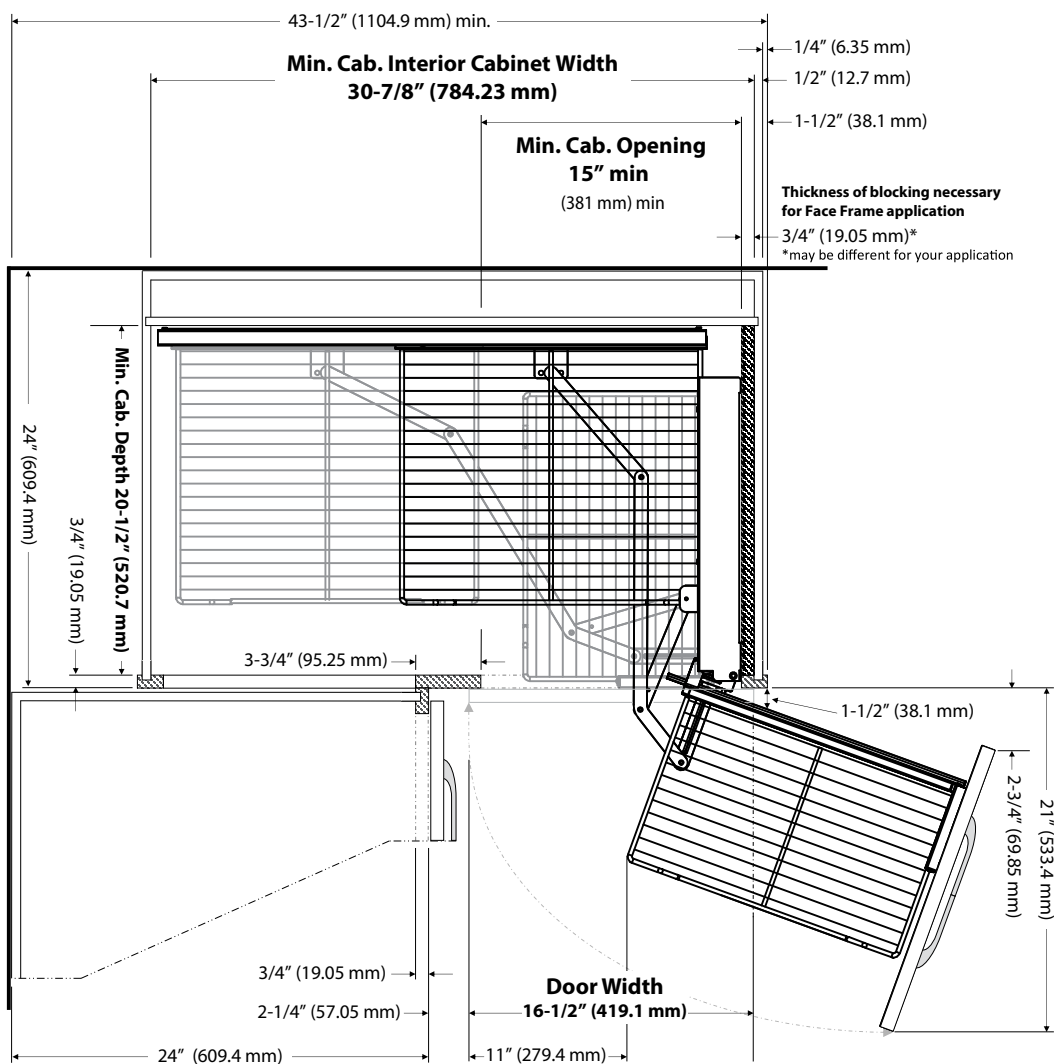
Large basket: 17-15/32" (456 mm) W x 15-1/2" (394 mm) D x 3-11/32" (85 mm) H

Small Basket: 17-5/32" (436 mm) W x 10-1/8" (257 mm) D x 3-11/32" (85 mm) H

	Width	Depth	Height	Cabinet Size	Weight Capacity	Ctn Qty
CS-SDCO	30-7/8–38"	20-1/2"	21-5/8"	blind corner 15"–18" opening	200 lb.	1

Recommended screw:

#6 pan head



Corner Organization: Easy 360 Susan

Transform the corner cabinet from cumbersome to a versatile usable space by combining the convenience of a drawer with the benefits of a lazy susan.

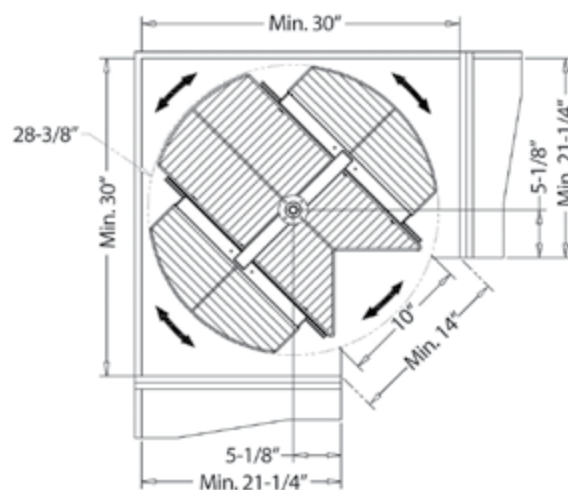
360°
rotating



Scan to watch the
installation video
<http://delivr.com/2vcyq>



- 6 heavy gauge chrome baskets
- 6 non-slip clear acrylic basket liners
- Full circle 360 degree rotation, left or right
- Sliding center baskets are accessible from either front or back
- Heavy-duty 175 lb. total capacity
- Adjustable height 24" to 30" inches
- Both shelves rotate together
- Fits in NorthPoint Cabinetry® (see page 448 for reference guide)

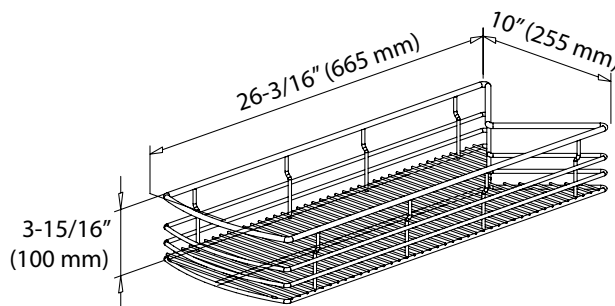
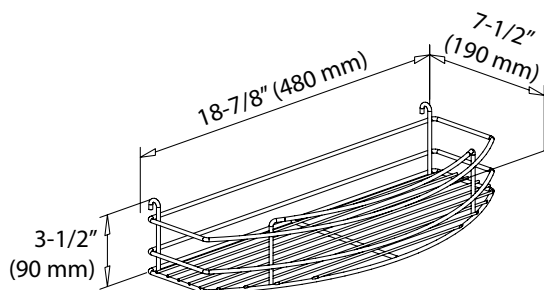


Cabinet requirements:
 Diameter - 30"
 Depth - 21-1/4"
 Pie Cut diagonal opening* - 14"

*Be sure to add for hinge and/or door protrusion

	Diameter	Height	Cabinet Size	Weight Capacity	Ctn Qty
CS-ES360	28-3/8"	24-13/16"-30"	30" corner	175 lb.	1

Recommended screw: #6 pan head





Blind Corner Pullout

All four baskets slide and pull out of the corner cabinet opening for full access

Metal baskets are adjustable in height

Universal design for left or right-hand blind corners

Available in standard and full-height blind corner cabinets.

For full-height option, additional baskets can be added to make a three-tiered organizer (see image at right)


Includes heavy-duty soft-close slides for smooth movement in and out of the cabinet (preinstalled)

Heavy-duty frame construction ensures organizer is stable when in motion


Acrylic liners add stability to baskets and are easy to clean

Fits in NorthPoint Cabinetry® (see page 448 for reference guide)





Black Nickel

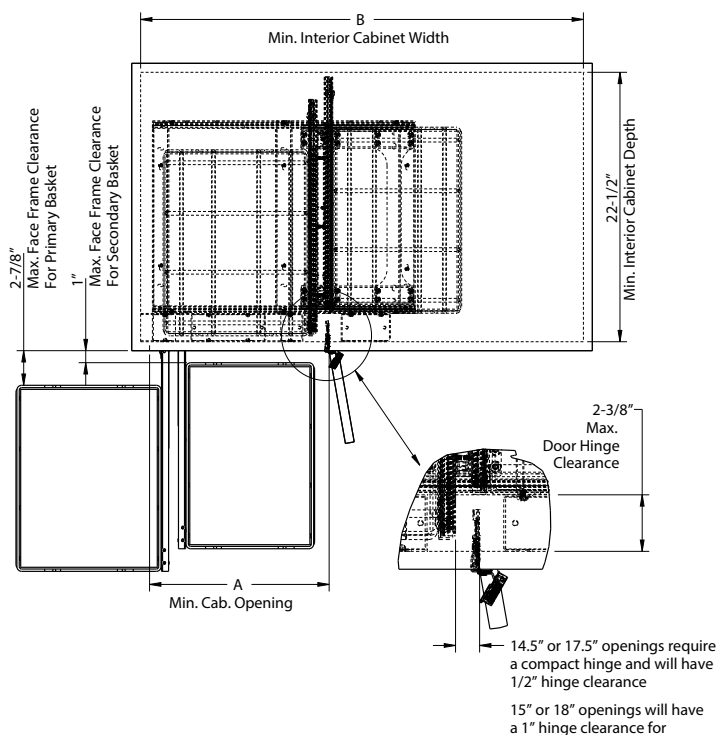


Polished Chrome

Description	Item Number	Frame Color	Width	Depth	Height	Standard Cabinet Size	Weight Capacity	Ctn Qty*
Blind Corner Organizer for Standard-Height 15" Opening	SWS-BCS15BN	Black Nickel	26-13/16"	22-1/8"	20-9/16"	Blind Corner with drawer	130 lb.	1
	SWS-BCS15PC	Polished Chrome	26-13/16"	22-1/8"	20-9/16"	Blind Corner with drawer	130 lb.	1
Blind Corner Organizer for Standard-Height 18" Opening	SWS-BCS18BN	Black Nickel	32-7/8"	22-1/8"	20-9/16"	Blind Corner with drawer	130 lb.	1
	SWS-BCS18PC	Polished Chrome	32-7/8"	22-1/8"	20-9/16"	Blind Corner with drawer	130 lb.	1
Blind Corner Organizer for Full-Height 15" Opening	SWS-BCFH15BN†	Black Nickel	26-13/16"	22-1/8"	24-1/16"	Blind Corner - full-height door	130 lb.	1
	SWS-BCFH15PC†	Polished Chrome	26-13/16"	22-1/8"	24-1/16"	Blind Corner - full-height door	130 lb.	1
Blind Corner Organizer for Full-Height 18" Opening	SWS-BCFH18BN†	Black Nickel	32-7/8"	22-1/8"	24-1/16"	Blind Corner - full-height door	130 lb.	1
	SWS-BCFH18PC†	Polished Chrome	32-7/8"	22-1/8"	24-1/16"	Blind Corner - full-height door	130 lb.	1
Pair of Extra Baskets for SWS-BCFH15 15" Opening	SWS-BCBAS15BN†	Black Nickel	12-3/16"	15-9/16"	3-9/16"	-	25 lb.	1
	SWS-BCBAS15PC†	Polished Chrome	12-3/16"	15-9/16"	3-9/16"	-	25 lb.	1
Pair of Extra Baskets for SWS-BCFH18 18" Opening	SWS-BCBAS18BN†	Black Nickel	15-3/16"	15-9/16"	3-9/16"	-	25 lb.	1
	SWS-BCBAS18PC†	Polished Chrome	15-3/16"	15-9/16"	3-9/16"	-	25 lb.	1

Screws included

†Full-height door required *Ships in two boxes



	Door Opening Height	A	B
SWS-BCS15BN	20-9/16"	14-1/2"	27"
SWS-BCS15PC	20-9/16"	14-1/2"	27"
SWS-BCS18BN	20-9/16"	17-1/2"	33"
SWS-BCS18PC	20-9/16"	17-1/2"	33"
SWS-BCFH15BN	24-1/16"	14-1/2"	27"
SWS-BCFH15PC	24-1/16"	14-1/2"	27"
SWS-BCFH18BN	24-1/16"	17-1/2"	33"
SWS-BCFH18PC	24-1/16"	17-1/2"	33"

Corner Organization: Premium Wood Lazy Susan Kits



Scan to watch the
installation video
<http://delivr.com/276SA>

Corner Organization: Premium Wood Lazy Susan Kits

- Lazy susan shelf is made from birch plywood with UV finish
- Solid birch finger jointed rim
- Shelves have a 1" inside rim height and 1-5/8" overall height
- Independently rotating shelves
- Positive stop on kidney shelf units
- Chrome-plated pole with stylish chrome hubs featuring adjustable height
- Sold as complete set with shelves, poles, mounting hardware and instructions included
- Fits in NorthPoint Cabinetry® (see page 447 for reference guide)

*Twist and Lock Pole
for Easy Installation*



Round	# Shelves	Diameter	Interior Cabinet Height	Ctn Qty
LSR218-SET	2	18"	21-1/2"–37-1/4"	1
LSR224-SET	2	24"	21-1/2"–37-1/4"	1
LSR228-SET	2	28"	21-1/2"–37-1/4"	1
LSR2318-SET	3	18"	31-1/2"–43"	1

Weight Capacity: 20 lb. per square foot



Kidney	# Shelves	Diameter	Interior Cabinet Height	Ctn Qty
LSK224-SET	2	24"	21-1/2"–37-1/4"	1
LSK228-SET	2	28"	21-1/2"–37-1/4"	1
LSK232-SET	2	32"	21-1/2"–37-1/4"	1

Weight Capacity: 20 lb. per square foot



Corner Organization: Premium Wood Shelves & Poles



*Poles & Shelves
Sold Separately*

Corner Organization: Premium Wood Shelves & Poles



Constructed with strong 5/8" thick birch plywood base and 1" inside height solid birch finger jointed rim

Clear UV finish

Available with and without 1-1/2" center hole for shelf or pole installation

Shelves	Diameter	Height	Ctn Qty
LSK24*	24"	1-5/8"	4
LSK28*	28"	1-5/8"	4
LSK32*	32"	1-5/8"	4
LSK24H**	24" with hole	1-5/8"	4
LSK28H**	28" with hole	1-5/8"	4
LSK32H**	32" with hole	1-5/8"	4
Recommended screw:		#6 pan head	

*Weight Capacity: 20 lb. per square foot
** Weight Capacity: 30 lb.



Heavy-duty steel pole system for 2 kidney shelves, measures 16-1/2" in overall height with shelves installed

Kidney with 1-1/2" hole installs to bottom shelf, kidney without hole installs to top shelf – both shelves feature positive stop to self-align with pie corner

Powdercoated almond finish blends with wooden shelves and matches most applications

Poles	Height	Ctn Qty
LSP2 (2 shelves)	16-1/2"	4
Recommended screw:		#8 pan head

Corner Organization: Premium Wood Swivel Lazy Susans



Lazy susan made from strong 5/8" birch plywood base with 1" inside height solid birch finger jointed rim, all with a clear UV finish

Preinstalled with a high quality cast aluminum swivel with solid steel bearings

Swivel is non-stop for continuous smooth revolutions

Easy to install, minimal installation time, 4 screws included

Matching color plastic cap included to cover installation hole in lazy susan

Round	Diameter	Shelf Height	Swivel Size	Ctn Qty
LSR18-S	18"	1-5/8"	7"	4
LSR24-S	24"	1-5/8"	7"	4
LSR28-S	28"	1-5/8"	10"	4

Weight Capacity: 20 lb. per square foot

Lazy susan made from strong 5/8" birch plywood base with 1" inside height solid birch finger jointed rim, all with a clear UV finish

Preinstalled with a high quality cast aluminum swivel with solid steel bearings

360° swivel with stop

Easy to install, minimal installation time, 4 screws included



Kidney	Diameter	Shelf Height	Swivel Size	Ctn Qty
LSK28-S	28"	1-5/8"	10" with stop	4
LSK32-S	32"	1-5/8"	10" with stop	4

Weight Capacity: 20 lb. per square foot


Scan to watch the installation video
<http://delivr.com/2GNPF>



Corner Organization: Economy Wire Swivel Lazy Susan

Cabinet
Organizers

360°
rotating



- 360 degree revolving tray
- Great for organizing dry goods and cans
- Fits 24" diagonal wall corner cabinet
- Heavy-duty wire construction
- Quickly mounts to cabinet floor or fixed shelf using four screws (included)



	Description	Finish	Diameter	Height	Fits Standard Cabinet Size	Weight Capacity	Ctn Qty
MLSR18-S-R	Single Shelf Lazy Susan	Polished Chrome	17-5/16"	3-13/16"	24" diagonal wall corner	30 lb.	1

Corner Organization: Economy Banded Swivel Lazy Susans

Lazy susan made from birch plywood with clear UV finish
 1" inside rim height and 1-9/16" overall height
 Preinstalled with a steel swivel
 Swivel is nonstop for continuous smooth revolutions
 Easy to install, minimal installation time,
 4 screws included
 Matching color plastic cap included to
 cover installation hole in lazy susan
 Fits in NorthPoint Cabinetry®
 (see pages 447-448 for reference guide)

Round	Diameter	Swivel Size	Ctn Qty
BLSR18-S	18"	8"	4
BLSR20-S	20"	8"	4
BLSR24-S	24"	8"	4
BLSR28-S	28"	9"	4



Weight Capacity: 20 lb. per square foot



top view



bottom view

Lazy susan made from birch plywood with clear UV finish
 1" inside rim height and 1-9/16" overall height
 Preinstalled with a steel swivel
 360° swivel with stop
 Easy to install, minimal installation time, 4 screws included

Kidney	Diameter	Swivel Size	Ctn Qty
BLSK28-S	28"	8" with stop	4
BLSK32-S	32"	9" with stop	4

Weight Capacity: 20 lb. per square foot



top view



bottom view



Scan to watch the
 installation video
<http://delivr.com/2M9W7>



Corner Organization: Economy Banded Lazy Susan Kits

*Twist and Lock Pole
for Easy Installation*



Scan to watch the
installation video
<http://delivr.com/2U78U>

Round	# Shelves	Diameter	Interior Cabinet Height	Ctn Qty
BLSR218-SET	2	18"	24-1/2"-32-3/4"	1
BLSR220-SET	2	20"	24-1/2"-32-3/4"	1
BLSR224-SET	2	24"	24-1/2"-32-3/4"	1
BLSR228-SET	2	28"	24-1/2"-32-3/4"	1
BLSR2318-SET	3	18"	37-3/8"-46"	1
BLSR2320-SET	3	20"	37-3/8"-46"	1

Weight Capacity: 20 lb. per square foot

Kidney	# Shelves	Diameter	Interior Cabinet Height	Ctn Qty
BLSK224-SET	2	24"	24-1/2"-32-3/4"	1
BLSK228-SET	2	28"	24-1/2"-32-3/4"	1
BLSK232-SET	2	32"	24-1/2"-32-3/4"	1

Weight Capacity: 20 lb. per square foot

Shelf is made from birch plywood with clear UV finish
Shelves have a 1" inside rim height and 1-9/16" overall height

Independently rotating shelves

Chrome pole with beige polymer plastic bearings that blend with wooden shelves

Pole features adjustable shelves

Positive stop on kidney shelf units

Height adjustable for cabinets with 25-3/4" - 32-3/4" interior heights (37-3/8" - 46" for 3 tier)

Sold as complete set with shelves, poles, mounting hardware and instructions included

Fits in NorthPoint Cabinetry®
(see pages 447-448 for reference guide)

Corner Organization: Plastic Lazy Susan with Chrome Hub Kits



Independently rotating shelves featuring smooth surface area

Chrome-plated stainless steel pole with chrome-plated hubs and adjustable height

Pole features adjustable shelves

Positive stop on kidney shelf units

18" diameter shelves have 1-7/16" overall rim height and 9/16" inside rim height

24" and 28" diameter shelves have 1-7/8" overall rim height and 1" inside rim height

32" diameter shelves have 2-1/8" overall rim height and 1-3/8" inside rim height

Sold as complete set with shelves, poles, mounting hardware, and instructions included

Fits in NorthPoint Cabinetry®
(see pages 447-448 for reference guide)



Scan to watch the installation video
<http://delivr.com/2D4U3>



Round	# Shelves	Diameter	Interior Cabinet Height	Ctn Qty
PLSMR18	2	18"	21-1/2"–37-1/4"	1
PLSMR24	2	24"	21-1/2"–37-1/4"	1
PLSMR28	2	28"	21-1/2"–37-1/4"	1
PLSMR318	3	18"	31-1/2"–43"	1

Weight Capacity: 20 lb. per square foot

Kidney	# Shelves	Diameter	Interior Cabinet Height	Ctn Qty
PLSMK24	2	24"	21-1/2"–37-1/4"	1
PLSMK28	2	28"	21-1/2"–37-1/4"	1
PLSMK32	2	32"	21-1/2"–37-1/4"	1

Weight Capacity: 20 lb. per square foot

Corner Organization: Economy Plastic Lazy Susan Kits

Twist and Lock Pole for Easy Installation



Round	# Shelves	Diameter	Interior Cabinet Height	Ctn Qty
PLSR218	2	18"	21-1/2"-37-1/4"	1
PLSR224	2	24"	21-1/2"-37-1/4"	1
PLSR228	2	28"	21-1/2"-37-1/4"	1
PLSR2318	3	18"	31-1/2"-43"	1

Weight Capacity: 20 lb. per square foot



Scan to watch the installation video
<http://delivr.com/2XKDZ>



Twist and Lock Pole



Kidney	# Shelves	Diameter	Interior Cabinet Height	Ctn Qty
PLSK224	2	24"	21-1/2"-37-1/4"	1
PLSK228	2	28"	21-1/2"-37-1/4"	1
PLSK232	2	32"	21-1/2"-37-1/4"	1

Weight Capacity: 20 lb. per square foot

Independently rotating shelves featuring smooth surface area

Chrome-plated stainless steel pole with white polymer plastic hubs and adjustable height

Pole features adjustable shelves

Positive stop on kidney shelf units

18" diameter shelves have 1-7/16" overall rim height and 9/16" inside rim height

24" and 28" diameter shelves have 1-7/8" overall rim height and 1" inside rim height

32" diameter shelves have 2-1/8" overall rim height and 1-3/8" inside rim height

Sold as complete set with shelves, poles, mounting hardware, and instructions included

Fits in NorthPoint Cabinetry®
 (see pages 447-448 for reference guide)

Corner Organization: Plastic Pie-cut Lazy Susan



- Door attaches directly to lazy susan
- Available in 24" and 28" diameters
- Patented height adjustment wheel for fine tuning that is easily accessible
- Cardboard template to streamline installation
- Twist and lock pole
- Designed for inset door application

U.S. PATENT
9,936,805

Scan to watch the installation video
<http://delivr.com/285UG>



Twist and Lock Pole for Easy Installation



	Description	Diameter	Height	Standard Cabinet Size	Ctn Qty
PLSP24	24" Pie-cut lazy susan with 2 shelves	24"	adjustable 25-7/8" -32"	lazy susan base corner	1
PLSP28	28" pie-cut lazy susan with 2 shelves	28"	adjustable 25-7/8" -32"	lazy susan base corner	1

Installation screws included

Weight Capacity: 20 lb. per square foot

Corner Organization: Half-moon Lazy Susans

One model for both left-hand and right-hand installs

Shelves mount from underside, for a clean look and ease of cleaning

Gives easy access to the hard to reach areas of a blind corner

Available in wood or plastic shelves

Available in 3 sizes: 12", 15" and 18"

Fits in NorthPoint Cabinetry® (see page 448 for reference guide)



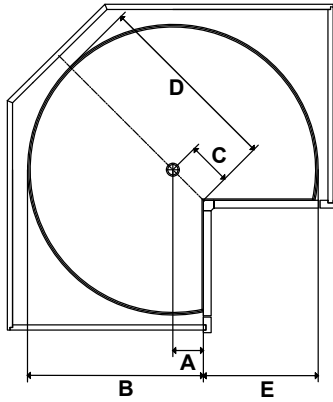
Scan to watch the
installation video
<http://delivr.com/2HX9R>



	Description	Width	Depth	Height	Standard Cabinet Size	Weight Capacity	Ctn Qty
WOOD SETS	HMLS-W-3212 32" Half-Moon Lazy Susan Set - Wood Shelves	31-1/16"	14-1/4"	17-5/16"	blind corner	110 lb.	1
	HMLS-W-3515 35" Half-Moon Lazy Susan Set - Wood Shelves	33-9/16"	17-3/16"	17-5/16"	blind corner	110 lb.	1
	HMLS-W-3818 38" Half-Moon Lazy Susan Set - Wood Shelves	37-11/16"	19-11/16"	17-5/16"	blind corner	110 lb.	1
PLASTIC SETS	HMLS-P-3212 32" Half-Moon Lazy Susan Set - Plastic Shelves	31-1/16"	14-1/4"	17-5/16"	blind corner	110 lb.	1
	HMLS-P-3515 35" Half-Moon Lazy Susan Set - Plastic Shelves	33-9/16"	17-3/16"	17-5/16"	blind corner	110 lb.	1
	HMLS-P-3818 38" Half-Moon Lazy Susan Set - Plastic Shelves	37-11/16"	19-11/16"	17-5/16"	blind corner	110 lb.	1

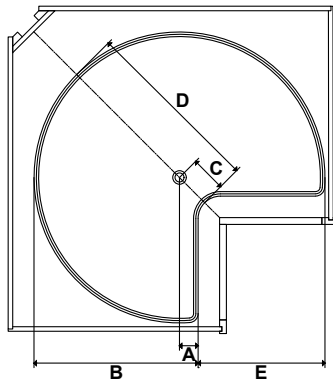
Installation screws included

Lazy Susan Spec Drawings



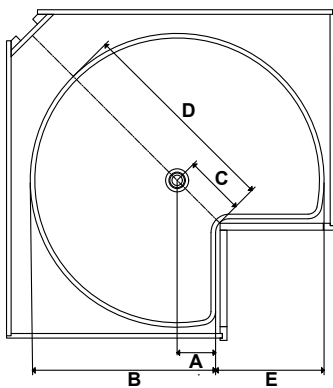
Pie Cut Lazy Susans

Shelf	Series	A	B	C	D	E
24" Pie Cut	PLSP24	1-5/16"	13-3/8"	1-3/4"	13-15/16"	10-5/8" + 1/8" GAP
28" Pie Cut	PLSP28	2-15/16"	16-15/16"	4-5/32"	18-5/32"	11-1/8" + 1/8" GAP



Plastic Lazy Susans - Kidney

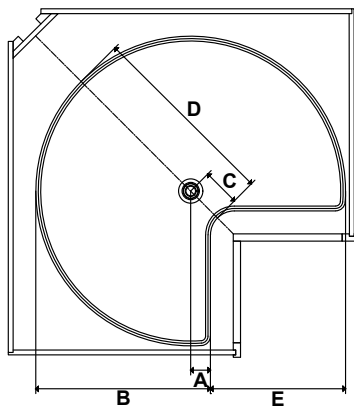
Shelf	Series	A	B	C	D	E
24" Kidney	PLSK224	2-1/16"	14-1/16"	3-15/16"	15-15/16"	9-15/16"
28" Kidney	PLSK228	2-1/16"	16-1/16"	3-13/32"	17-13/32"	11-15/16"
32" Kidney	PLSK232	2-1/16"	18-1/16"	3-29/32"	19-29/32"	13-15/16"



Wood Banded Lazy Susans - Kidney

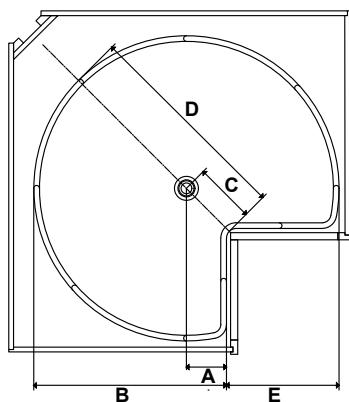
Shelf	Series	A	B	C	D	E
24" Kidney	BLSK224	1-29/32"	13-29/32"	2-23/32"	14-23/32"	10-3/32"
28" Kidney	BLSK228	3-1/32"	17-1/32"	4-9/32"	18-9/32"	10-31/32"
32" Kidney	BLSK232	4-3/16"	20-3/16"	5-15/16"	21-15/16"	11-13/16"

Lazy Susan Spec Drawings



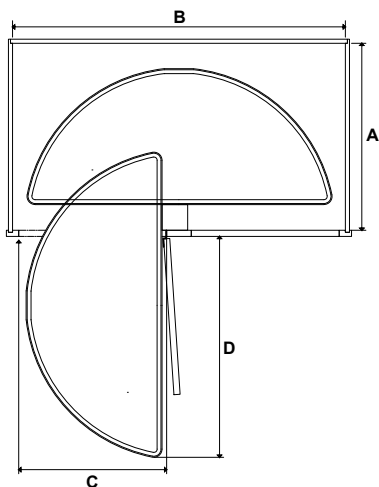
Plastic Lazy Susans with Chrome Metal Hubs

Shelf	Series	A	B	C	D	E
24" Kidney	PLSMK24	2-1/16"	14-1/16"	3-15/16"	15-15/16"	9-15/16"
28" Kidney	PLSMK28	2-1/16"	16-1/16"	3-13/32"	17-13/32"	11-15/16"
32" Kidney	PLSMK32	2-1/16"	18-1/16"	3-29/32"	19-29/32"	13-15/16"



Premium Wood Lazy Susans - Kidney

Shelf	Series	A	B	C	D	E
24" Kidney	LSK224	1-29/32"	13-29/32"	2-23/32"	14-23/32"	10-3/32"
28" Kidney	LSK228	3-1/32"	17-1/32"	4-9/32"	18-9/32"	10-31/32"
32" Kidney	LSK232	4-3/16"	20-3/16"	5-15/16"	21-15/16"	11-13/16"



Half-Moon Lazy Susans

Shelf	Series	A	B	C	D
32" Plastic Half-Moon	HMLS-P-3512	22-1/2"	34-1/2"	12"	20-1/2"
35" Plastic Half-Moon	HMLS-P-3515	22-1/2"	37"	15"	22-9/16"
38" Plastic Half-Moon	HMLS-P-3518	22-1/2"	39-1/2"	18"	26-7/8"
32" Wood Half-Moon	HMLS-W-3512	22-1/2"	34-1/2"	12"	20-1/2"
35" Wood Half-Moon	HMLS-W-3515	22-1/2"	37"	15"	22-9/16"
38" Wood Half-Moon	HMLS-W-3518	22-1/2"	39-1/2"	18"	26-7/8"

PANTRY ORGANIZATION



Chrome Swingout
Pages 396-397

Pantry Organization

Organize everyone's favorite spot in the kitchen with a Hardware Resources pantry solution. From the traditional pantry pullout to our innovative pantry swingout, we have a solution for pantry storage needs.



Pantry Organizers: Premium Chrome Swingout

90°
rotating



! Shown using
only 4 baskets.
● 5 baskets included.



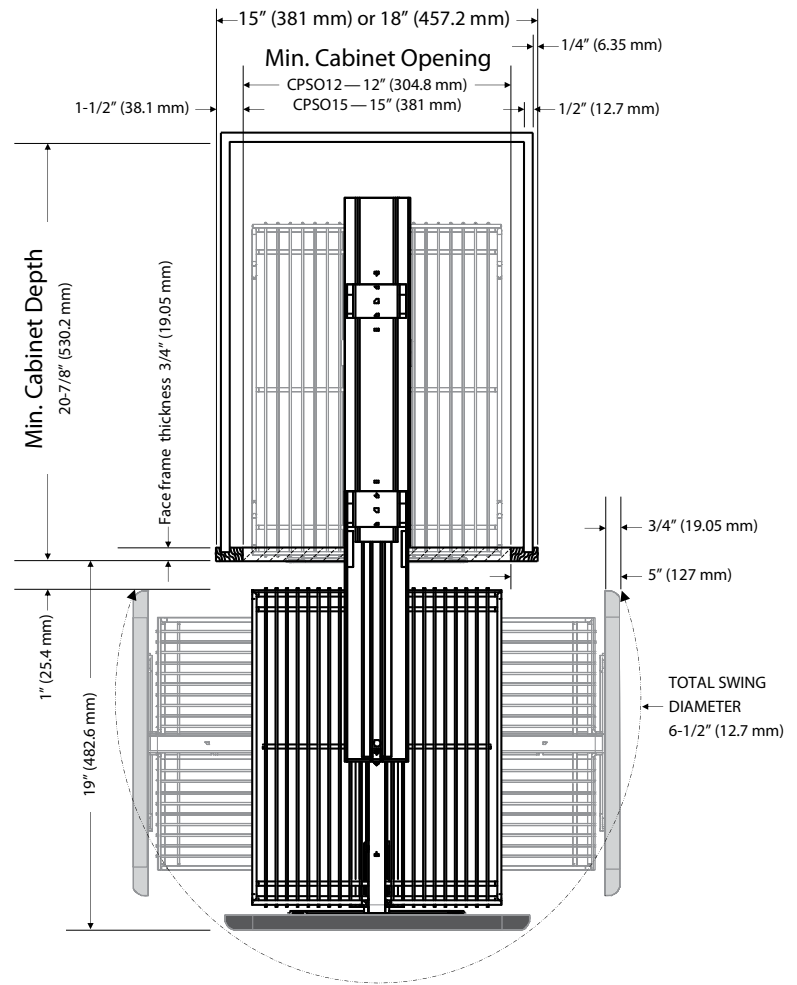
Pantry Organizers: Premium Chrome Swingout

Cabinet
Organizers

- Features soft-close slides – 175 lb. weight capacity
- Smooth, quiet opening and closing motion
- Integrated door mounting brackets*
- Includes 5 heavy-duty wire baskets with chrome finish
- Basket placement is adjustable
- Non-slip clear acrylic basket liners included
- Frames adjust to fit variable heights
- Pivots 90° in each direction when fully extended
- For face frame or frameless cabinets**

*If door panel is less than 1/2" thick, additional material may need to be added to the rear of the door

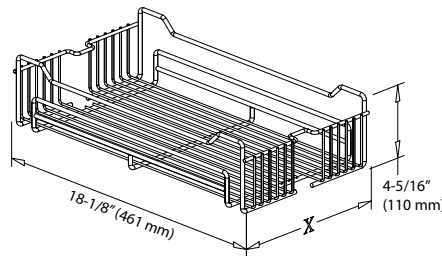
**For face frame cabinet installation, additional cabinet blocking will be required for top mounting bracket.



Scan to watch the
installation video
<http://delivr.com/2m8fn>



**FRAMELESS
FRIENDLY!**



Cab. Opening	Basket Width (X)
For 12" opening	9-5/8" (254 mm)
For 15" opening	13-1/2" (345 mm)

	Width	Depth	Height	# of Baskets	Standard Cabinet Size	Weight Capacity	Ctn Qty
CPSO1274SC	9-7/8"	19-3/8"	61-7/16" to 74-13/16"	5	15" pantry with 12" opening	175 lb.	1
CPSO1286SC	9-7/8"	19-3/8"	73-1/4" to 86-5/8"	5	15" pantry with 12" opening	175 lb.	1
CPSO1574SC	13-9/16"	19-3/8"	61-7/16" to 74-13/16"	5	18" pantry with 15" opening	175 lb.	1
CPSO1586SC	13-9/16"	19-3/8"	73-1/4" to 86-5/8"	5	18" pantry with 15" opening	175 lb.	1

Recommended screw:

#6 pan head

Pantry Organizers: Premium Chrome Pullout



- Features soft-close slides – 175 lb. total weight capacity
- Smooth, quiet opening and closing motion
- Integrated door mounting brackets*
- Heavy-duty wire baskets with chrome finish and non-slip clear acrylic basket liners
- Basket placement is adjustable
- Frames adjust to fit variable heights
- Extends fully out of the cabinet
- For face frame or frameless cabinets**

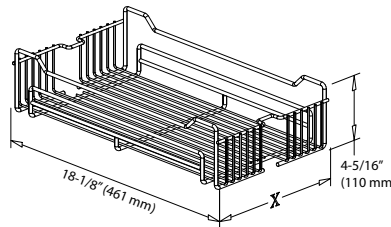
*If door panel is less than 1/2" thick, additional material may need to be added to the rear of the door

**For face frame cabinet installation, additional cabinet blocking will be required for top mounting bracket.



Scan to watch the installation video
<http://delivr.com/2s8ay>

FRAMELESS FRIENDLY!



Cab. Opening	Basket Width (X)
For 12" opening	9-5/8" (245 mm)
For 15" opening	13-1/2" (345 mm)
For 18" opening	17-1/2" (445 mm)

	Width	Depth	Height	# Baskets	Standard Cabinet Size	Min. Opening	Weight Capacity	Ctn Qty
CPPO1263SC	9-7/8"	19-3/8"	49-5/8" to 63"	4	15" pantry with 12" opening	9-7/8"	175 lb.	1
CPPO1274SC	9-7/8"	19-3/8"	61-7/16" to 74-13/16"	5	15" pantry with 12" opening	9-7/8"	175 lb.	1
CPPO1286SC	9-7/8"	19-3/8"	73-1/4" to 86-5/8"	5	15" pantry with 12" opening	9-7/8"	175 lb.	1
CPPO1563SC	13-9/16"	19-3/8"	49-5/8" to 63"	4	18" pantry with 15" opening	13-9/16"	175 lb.	1
CPPO1574SC	13-9/16"	19-3/8"	61-7/16" to 74-13/16"	5	18" pantry with 15" opening	13-9/16"	175 lb.	1
CPPO1586SC	13-9/16"	19-3/8"	73-1/4" to 86-5/8"	5	18" pantry with 15" opening	13-9/16"	175 lb.	1
CPPO2063SC	17-1/2"	19-3/8"	49-5/8" to 63"	4	23" pantry with 20" opening	17-1/2"	175 lb.	1
CPPO2074SC	17-1/2"	19-3/8"	61-7/16" to 74-13/16"	5	23" pantry with 20" opening	17-1/2"	175 lb.	1
CPPO2086SC	17-1/2"	19-3/8"	73-1/4" to 86-5/8"	5	23" pantry with 20" opening	17-1/2"	175 lb.	1

Recommended screw:

#6 pan head

Pantry Organizers: Wood Pullout

Cabinet
Organizers



- Solid white birch plywood construction with clear UV Finish
- Top shelf and bottom 2 shelves are fixed
- 2 adjustable middle shelves
- Ships preassembled and installs quickly
- Patented top mounting bracket eliminates side-to-side movement and sag
- Top mounting bracket allows for 3" of adjustability and can be used for frameless or face frame cabinetry
- 400 lb. heavy-duty ball bearing bottom slides and 225 lb. ball bearing top slide
- Patented integrated 6-way adjustable door mounting brackets allow for easy mounting of door
- Fits in NorthPoint Cabinetry® (see page 446 for reference guide)

FRAMELESS FRIENDLY!



Scan to watch the
installation video
<http://delivr.com/2ZRYV>

	Width	Depth	Height	# Shelves	Standard Cabinet Size	Min. Opening	Weight Capacity	Ctn Qty
PPO2-548	5-1/2"	22-1/2"	46" to 49"	5	9" pantry with 6" opening	5-1/2"	400 lb.	1
PPO2-554	5-1/2"	22-1/2"	52" to 55"	5	9" pantry with 6" opening	5-1/2"	400 lb.	1
PPO2-560	5-1/2"	22-1/2"	59" to 62"	5	9" pantry with 6" opening	5-1/2"	400 lb.	1
PPO2-848	8-1/2"	22-1/2"	46" to 49"	5	12" pantry with 9" opening	8-1/2"	400 lb.	1
PPO2-854	8-1/2"	22-1/2"	52" to 55"	5	12" pantry with 9" opening	8-1/2"	400 lb.	1
PPO2-860	8-1/2"	22-1/2"	59" to 62"	5	12" pantry with 9" opening	8-1/2"	400 lb.	1
PPO2-1148	11-1/2"	22-1/2"	46" to 49"	5	15" pantry with 12" opening	11-1/2"	400 lb.	1
PPO2-1154	11-1/2"	22-1/2"	52" to 55"	5	15" pantry with 12" opening	11-1/2"	400 lb.	1
PPO2-1160	11-1/2"	22-1/2"	59" to 62"	5	15" pantry with 12" opening	11-1/2"	400 lb.	1
PPO2-1448	14-1/2"	22-1/2"	46" to 49"	5	18" pantry with 15" opening	14-1/2"	400 lb.	1
PPO2-1454	14-1/2"	22-1/2"	52" to 55"	5	18" pantry with 15" opening	14-1/2"	400 lb.	1
PPO2-1460	14-1/2"	22-1/2"	59" to 62"	5	18" pantry with 15" opening	14-1/2"	400 lb.	1

Recommended screw:

#6 pan head



U.S. PATENT

9,565,936 & 9,661,924
& 10,028,581



Extra Rails Ctn Qty

RAIL-17-PC	Extra rail for PPO2 series	50
------------	----------------------------	----

Pantry Organizers: Wood Swingout



Used in pantry cabinets with recessed center divider
 Minimum opening 33" wide
 Top shelf and bottom 2 shelves are fixed
 2 adjustable middle shelves
 Piano hinge allows left and right shelves to swing out
 Solid birch and birch plywood construction with clear UV finish
 Wings ship preassembled to center mounting strip



Scan to watch the installation video
<http://delivr.com/2fz83>



Extra Rails

	Length	Height	Ctn Qty
RAIL-9-PC	9-1/4"	1-3/4"	50

	Length	Height	Ctn Qty
RAIL-9-PC	9-1/4"	1-3/4"	50

	Width	Depth	Height	Standard Cabinet Size	Ctn Qty
A PSO45	25-15/16"	8"	45-5/8"	36" pantry	1

Recommended screw: #8 flat head

Pantry Organizers: Wood Door Mount

Cabinet Organizers



Mounts to the inside of hinged pantry doors, minimum 48" tall and 13" wide

Three adjustable middle shelves

Solid birch and birch plywood construction with clear UV finish

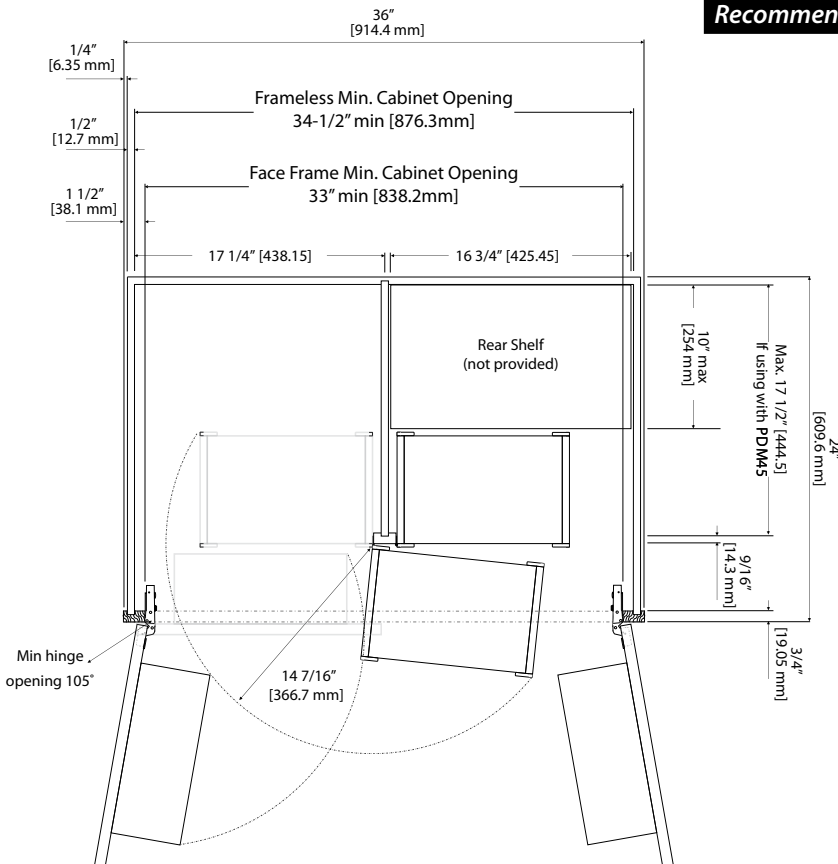
Ships preassembled and quickly installs to cabinet door, as pictured

Can be used in conjunction with Pantry Swingout



	Width	Depth	Height	Standard Cabinet Size	Ctn Qty
B PDM45	12"	4-7/8"	45-5/8"	18" pantry door	1

Recommended screw: #8 flat head



Extra Rails	Length	Height	Ctn Qty
RAIL-9-PC	9-1/4"	1-3/4"	50





DRAWER ORGANIZATION



Angled Utensil Insert
Page 407

Drawer Organization

Tame drawer clutter with Hardware Resources' drawer organizers. From complete drawer organization to drop-in inserts, these products will help organize everything from cutlery to cookware.




Drawer Organizers: Peg Board Insert



	# Pegs	Width	Depth	Height	Ctn Qty
PEG-9*	9	24-1/4"	21-1/4"	6-5/8"	1
PEG-12*	12	30-1/4"	21-1/4"	6-5/8"	1
PEG-16*	16	39-1/4"	21-1/4"	6-5/8"	1

*Item can be trimmed to fit smaller drawer



- Pegs included - see table above for quantity
- Solid 5/8" birch plywood bottom panel with clear UV finish
- Press-in solid birch pegs with clear UV finish
- Ideal storage for dinnerware or plastic containers
- Designed to drop into a drawer with no installation needed
- All sizes can be trimmed to fit



Additional Pegs	# Pegs	Top Diameter	Bottom Diameter	Height	Ctn Qty
PEG-BOX	4	1"	1-5/8"	6"	1

Press-in solid birch pegs with clear UV finish
Use with PEG-9, PEG-12 or PEG-16

Drawer Organizers: Peg Board Accessories

Cabinet
Organizers



Tame drawer clutter and offer an adjustable storage solution for pots/pans and lids with our pegboard accessories. Designed to work with our PEG-9, PEG-12 and PEG-16 peg board drawer inserts in deep drawers, our pot/pan organizer and lid organizer allow you to keep multiple sizes of cookware neat and organized. Features easy press-in installation. Cookware is always within reach.

Pot/Pan Organizer

- Holds up to five pots or pans and includes a handle rest
- Adjustable dividers can be moved for a variety of configurations
- Can be combined with Lid Organizer PEG-LO
- Use with PEG-9, PEG-12 or PEG-16
- Designed to drop into a drawer with no installation needed

Lid Organizer

- Holds six lids
- Can be combined with Pot Organizer PEG-PO
- Use with PEG-9, PEG-12 or PEG-16
- Designed to drop into a drawer with no installation needed



	<i>Description</i>	<i>Width</i>	<i>Depth</i>	<i>Height</i>	<i>Ctn Qty</i>
A	PEG-PO Pot Organizer	5-3/8"	15-3/16"	6-5/8"	1
B	PEG-LO Lid Organizer	5-3/16"	16-7/16"	5-7/16"	1

Drawer Organizers: Double Cutlery Drawer



Scan to watch the
installation video
<http://delivr.com/2r2j4>

Make the most of space with this two tier system


Top tier includes preassembled full-extension ball bearing slides

Item numbers with P include push-to-open slides on top tray

Ships notched and bored for recommended use with USE58-300 undermount drawer slides (sold separately)

Drawer front not included

Made from 1/2" solid white birch dovetail drawer sides and 1/4" prefinished birch plywood bottoms, all with clear UV finish



	Width	Depth	Height	Slide	Min Opening	Standard Cabinet Size	Weight Capacity	Ctn Qty
CD15	11-1/2"	21"	4-3/16"	100 lb.	11-1/2"	15" base	100 lb.	1
CD18	14-1/2"	21"	4-3/16"	100 lb.	14-1/2"	18" base	100 lb.	1
CD18P [†]	14-1/2"	21"	4-3/16"	100 lb. Push	–	18" base	–	1
CD21	17-1/2"	21"	4-3/16"	100 lb.	18"	21" base	100 lb.	1
CD24	20-1/2"	21"	4-3/16"	100 lb.	20-1/2"	24" base	100 lb.	1
CD24P [†]	20-1/2"	21"	4-3/16"	100 lb. Push	–	24" base	–	1



These products are being retired.
Call for availability on products marked with "†".

Drawer Organizers: Angled Utensil Insert

Cabinet
Organizers



	Width	Depth	Height	Recommended Drawer	Ctn Qty
AU021-B24	19-3/16"	19-1/2"	2-1/2"	21" wide drawer*	5


*Item can be trimmed to fit smaller drawer

Large 4" divider sections perfect for storing larger cooking utensils

Designed to drop into a drawer with no installation needed

Transition piece is included to use multiple inserts in wider drawers for a seamless look

Fits in NorthPoint Cabinetry® (see page 446 for reference guide)





DO21A-B24 Shown

Drawer Organizers: Cutlery Insert

Cabinet
Organizers



DO15A-B18 Shown



	Width	Depth	Height	Recommended Drawer	Ctn Qty
DO15A-B18*	13-7/16"	19-1/2"	2-3/8"	15" wide drawer*	5
DO21A-B24*	19-1/2"	19-1/2"	2-3/8"	21" wide drawer*	5

*Item can be trimmed to fit smaller drawer

Adjustable width allows inserts to fit a variety of sized drawers

DO15A-B18 is adjustable from 9-5/8" Min to 14-5/8" Max

DO21A-B24 is adjustable from 15-5/8" Min to 20-5/8" Max

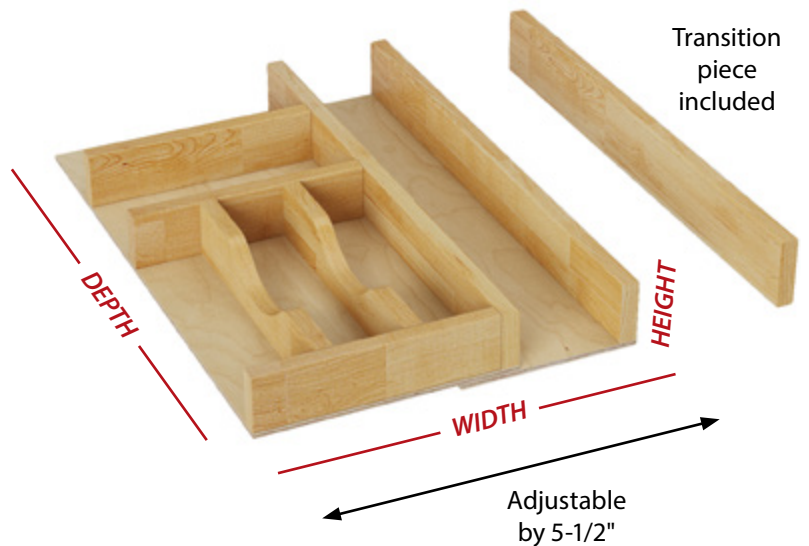
Cutlery sections are 2-3/8" wide

2-3/8" total height

Sized to fit 15" and 21" drawers with no trimming needed

Transition piece is included to use multiple inserts in wider drawers for a seamless look

Fits in NorthPoint Cabinetry® (see page 446 for reference guide)




Drawer Organizers: Knife Block Insert



	Width	Depth	Height	Ctn Qty
KO18-B21*	16-3/16"	19-1/2"	2-3/8"	5

*Item can be trimmed to fit smaller drawer

- For use in 18" wide drawer
- Comes with 19 knife slots and built-in front storage partition
- Solid birch and birch plywood construction with clear UV finish
- Transition piece is included to use multiple inserts in wider drawers for a seamless look
- Designed to drop into a drawer with no installation needed
- Fits in NorthPoint Cabinetry® (see page 446 for reference guide)



Drawer Organizers: Spice Tray Insert

Cabinet
Organizers



	Width	Depth	Height	Ctn Qty
SPO15-B18*	13-3/16"	19-1/2"	13/16"	5
SPO24-B27*	22-1/4"	19-1/2"	13/16"	5

*Item can be trimmed to fit smaller drawer

Holds wide variety of spice jars and containers
 For use in 15" or 24" drawers, or trim to size
 Solid birch and birch plywood construction
 with clear UV finish
 Transition piece is included to use multiple
 inserts in wider drawers for a seamless look
 Designed to drop into a drawer with
 no installation needed
 Fits in NorthPoint Cabinetry®
 (see page 446 for reference guide)



Tipout Tray: Stainless Steel



! Shown using 2 hinges. Kit includes 4 hinges for installation on 1 or 2 fronts.

Convert false front drawers into useful hidden storage space

Sold as kits or individual trays and hinge pairs

Each kit includes 2 trays, 4 hinges, and screws

Stainless steel is durable and easily cleaned

Ships with all necessary hinges and screws

Hinges are self closing and feature adjustable opening angle

1-9/16" slim depth trays are great for use in low clearance applications behind large sinks

Fits in NorthPoint Cabinetry®
(see page 446 for reference guide)



Kits	Width	Depth	Height	Standard Cabinet Size	Ctn Qty
TOSS11-R	11-11/16"	2"	3"	36" base	4 kits
TOSS11S-R	11-11/16"	1-9/16"	3"	36" base	4 kits
TOSS14-R	14-13/16"	2"	3"	36" base	4 kits
TOSS14S-R	14-13/16"	1-9/16"	3"	36" base	4 kits

Kit includes 2 trays, 4 hinges & installation screws

Individual Items

	Width	Depth	Height	Ctn Qty
TOSS11-REPL	11-11/16"	2"	3"	1 tray
TOSS11S-REPL	11-11/16"	1-9/16"	3"	1 tray
TOSS14-REPL	14-13/16"	2"	3"	1 tray
TOSS14S-REPL	14-13/16"	1-9/16"	3"	1 tray
TIPOUT-HINGE	-	-	-	1 pair

Tipout Tray: White

Cabinet
Organizers



Shown using 2 hinges. Kit includes 4 hinges for installation on 1 or 2 fronts.

- Convert false front drawers into useful hidden storage space
- Sold as kits or individual trays and hinge pairs
- Each kit includes 2 trays, 4 hinges, and screws
- White polymer plastic is durable and easily cleaned
- Ships with all necessary hinges and screws
- Hinges are self closing and feature adjustable opening angle
- 1-9/16" slim depth trays are great for use in low clearance applications behind large sinks
- Fits in NorthPoint Cabinetry®
(see page 446 for reference guide)



Kits	Width	Depth	Height	Standard Cabinet Size	Ctn Qty
TO11-R	11-11/16"	2"	3"	36" base	4 kits
TO11S-R	11-11/16"	1-9/16"	3"	36" base	4 kits
TO14-R	14-13/16"	2"	3"	36" base	4 kits
TO14S-R	14-13/16"	1-9/16"	3"	36" base	4 kits

Kit includes 2 trays, 4 hinges & installation screws

Individual Items

	Width	Depth	Height	Ctn Qty
TO11-REPL	11-11/16"	2"	3"	1 tray
TO11S-REPL	11-11/16"	1-9/16"	3"	1 tray
TO14-REPL	14-13/16"	2"	3"	1 tray
TO14S-REPL	14-13/16"	1-9/16"	3"	1 tray
TIPOUT-HINGE	-	-	-	1 pair

WALL ORGANIZATION



"No Wiggle" Wall Cabinet Pullout
Page 416



Smart Rail® Storage Solution
Pages 418-421



Wire Tray Divider
Page 421

Wall Cabinet Organization


Maximize cabinet storage with Hardware Resources' wall cabinet organizers. From cabinet pullouts and bakeware organizers to spice racks and wine accessories, we can help you make the most beautiful and organized kitchen.



Wall Filler Pullout
Page 417



Wooden Stemware Rack
Page 426



Door Mounted Spice Rack
Pages 424-425

Wall Cabinet Organization: "No Wiggle" Wall Pullout

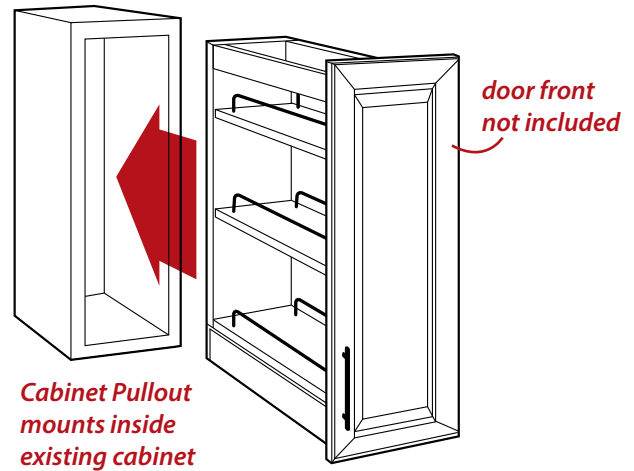
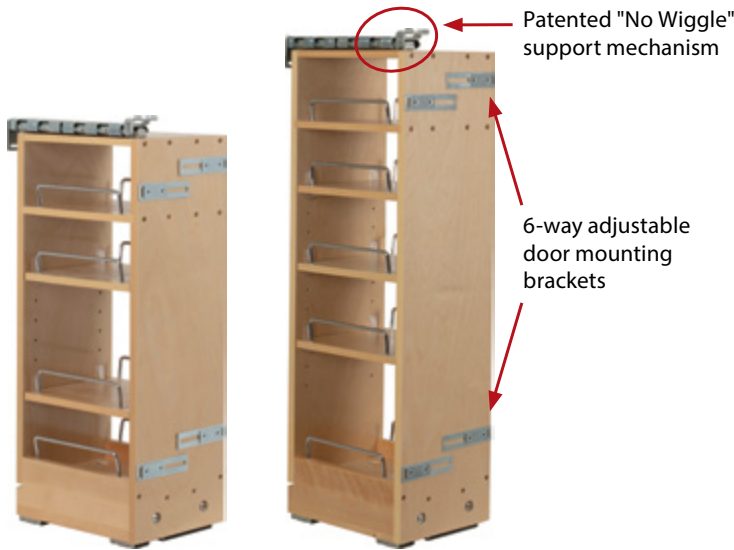


New design for improved performance; plus a new height addition

- Built on our "No Wiggle" platform
- Patented top mounting bracket eliminates excessive side-to-side movement and sag
- Bottom slides are concealed heavy-duty slides with soft-close mechanism
- Patented integrated 6-way adjustable door-mounting brackets allow for easy mounting of door
- Two adjustable shelves (26" height) and three adjustable shelves (32" height) included
- Frameless Friendly! Works in both face frame and frameless applications
- Ships fully assembled making installation a breeze
- Fits in NorthPoint Cabinetry® (see page 447 for reference guide)



9,661,924 & 9,723,922
10,028,581 & 10,251,480



WPO2-268SC

WPO2-328SC

	Width	Depth	Height	Min. Opening	Standard Cabinet Size	Weight Capacity	Ctn Qty
WPO2-265SC	5"	10-3/8"	26"	5-1/2"	9" wall	100 lb.	1
WPO2-268SC	8"	10-3/8"	26"	8-1/2"	12" wall	100 lb.	1
WPO2-325SC	5"	10-3/8"	32"	5-1/2"	9" wall	100 lb.	1
WPO2-328SC	8"	10-3/8"	32"	8-1/2"	12" wall	100 lb.	1



Scan to watch the installation video
<https://delivr.com/2zu57>

Recommended screw:

#8 flat head

Wall Cabinet Organization: Wall Filler Pullout

Cabinet
Organizers

- Used in 3" and 6" wide wall cabinet applications
- Installs in dead space between wall cabinets
- Two adjustable middle shelves
- Solid birch and birch plywood construction with clear UV finish
- Featuring 303FU Series full-extension 100 lb. ball bearing slides
- Ships preassembled and quickly installs to adjacent wall cabinets using predrilled pilot holes



	Width	Depth	Height	Min. Opening	Weight Capacity	Ctn Qty
WFPO330	3"	11-1/8"	30"	3"	50 lb.	1
WFPO630	6"	11-1/8"	30"	6"	50 lb.	1
WFPO336	3"	11-1/8"	36"	3"	50 lb.	1
WFPO636	6"	11-1/8"	36"	6"	50 lb.	1
WFPO342	3"	11-1/8"	42"	3"	50 lb.	1
WFPO642	6"	11-1/8"	42"	6"	50 lb.	1

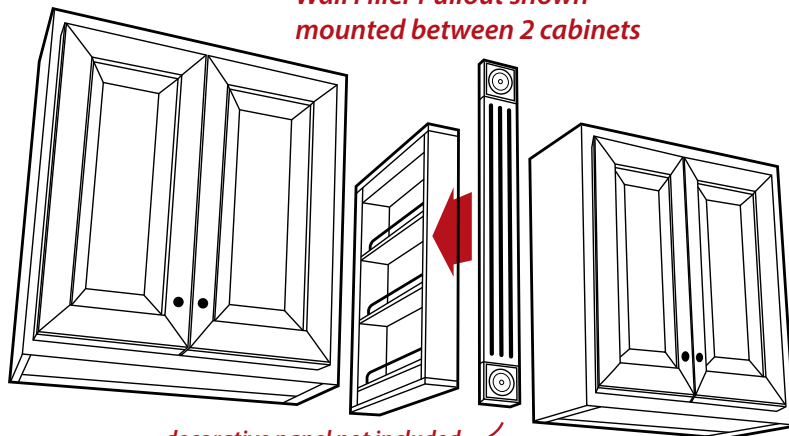
Recommended screw: #6 face frame



Extra Shelves & Rails

		Ctn Qty
WFPO3-ES	Extra shelf for 3" WFPO	1
WFPO6-ES	Extra shelf for 6" WFPO	1
RAIL-7-PC	Extra rail for WFPO series	50

Wall Filler Pullout shown mounted between 2 cabinets



decorative panel not included
See the Hardware Resources Wood Products catalog or www.HardwareResources.com for more information.

Wall Cabinet Organization: Smart Rail® Storage Solution



Wall Cabinet Organization: Smart Rail® Storage Solution



Pieces sold individually
Fully customizable modular system

Rail attaches to wall with included
cleats and screws

All accessories lock into a groove on
the rail, and position can be adjusted
and multiple accessories used

Stylish brushed aluminum finish with
bamboo accents

Mount Smart Rail above stove, under wall
cabinets or in place of wall cabinets



Rails

	Description	Width	Depth	Height	Min. Opening	Weight Capacity	Ctn Qty
A	SRSS999 Hang Rail for Smart Rail® Storage Solution	35-7/16"	1-1/2"	1-3/8"	35-7/16"	45 lb.	1

Wall Cabinet Organization: Smart Rail® Storage Solution



	Description	Width	Depth	Height	Ctn Qty
B	SRSS960-BAM Hanging Cutting Board for Smart Rail® Storage Solution	19"	1-3/8"	10-1/4"	1
C	SRSS940-BAM Knife-Block Combo Hanging Shelf for Smart Rail® Storage Solution	13-3/4"	5-1/2"	12"	1



	Description	Width	Depth	Height	Ctn Qty
D	SRSS950-BAM Hanging Paper Towel Holder for Smart Rail® Storage Solution	15-3/4"	5-3/16"	4"	1
E	SRSS970-BAM Hanging 5 Hook Shelf for Smart Rail® Storage Solution	17-1/2"	1-1/2"	4"	1

Wall Cabinet Organization: Smart Rail® Storage Solution



F

Spices not included

G



	Description	Width	Depth	Height	Ctn Qty
F	SRSS980-BAM Hanging 5 Spice Bottle Shelf for Smart Rail® Storage Solution	17-1/2"	2"	4"	1
G	SRSS920-BAM Single Hanging Shelf for Smart Rail® Storage Solution	13-3/4"	4-1/2"	8"	1



H



I



J



	Description	Width	Depth	Height	Ctn Qty
H	SRSS910 Single Top Shelf for Smart Rail® Storage Solution	13-13/16"	4-3/8"	13/16"	1
I	SRSS900-BAM Single Hook for Smart Rail® Storage Solution	1-13/16"	1-13/16"	1-7/16"	1
J	SRSS930-BAM Canister Hanging Shelf for Smart Rail® Storage Solution	13-3/4"	4-1/2"	12"	1

Wall Cabinet Organization: Wire Tray Divider



Easily and quickly installs with four screws (included)


Completely versatile organization – use multiple tray dividers and mix and match sizes to customize your storage

Place multiple dividers at any spacing – narrow for baking sheets and wider for cutting boards and baking dishes

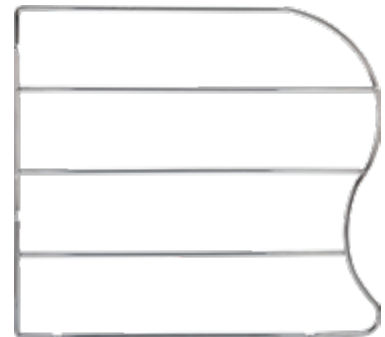
Polished Chrome finish

Sold individually

Fits in NorthPoint Cabinetry® (see page 446 for reference guide)



TD12-PC




TD18-PC

	Width	Depth	Height	Standard Cab. Size	Ctn Qty
TD12-PC	1/4"	20"	12"	base or pantry	1
TD18-PC	1/4"	20"	18"	base or pantry	1



Mounts quickly to the cabinet floor and back wall with 4 screws

Wall Cabinet Organization: Wooden Tray Divider



Stores pans, platters, plates, and baking sheets

For 24" depth and 12" width cabinets (can be trimmed to smaller width)

Three removable dividers insert to allow 4 separate storage units with 2-3/4" interior storage width

Solid birch and birch plywood construction with clear UV finish

Ships flat pack

Easy to assemble

Fits in NorthPoint Cabinetry® (see page 446 for reference guide)



	Width	Depth	Height	Standard Cab. Size	Ctn Qty
TD3	11-3/4"	22-1/4"	16"	15" base or pantry	5

Recommended screw: #8 flat head

Wall Cabinet Organization: Door Mounted Spice Racks



Wall Cabinet Organization: Door Mounted Spice Racks

Door Mount Spice Rack with Adjustable Shelves

Installs to back of cabinet door and holds a wide variety of spice jars, containers, and bottles

Ships with two support rails (22-3/8", 25-3/8", or 28-3/8" wide) which can be cut to size and allow installation to door stile

Three shelves: lower shelf is fixed, and two upper shelves are adjustable

Solid birch and birch plywood construction with clear UV finish

Fits in NorthPoint Cabinetry® (see page 447 for reference guide)



	Width	Depth	Height	Min. Opening	Standard Cab. Size	Ctn Qty
SPR9A	9-1/2"	4"	24"	12"	15" wall or base	5
SPR12A	12-1/2"	4"	24"	15"	18" wall or base	5
SPR15A	15-1/2"	4"	24"	18"	21" wall or base	5

Recommended screw: #8 pan head

Extra Rails

	Length	Height	Ctn Qty	Use with HR Part #
RAIL-9-PC	9-1/4"	1-3/4"	50	SPR12A
RAIL-12-PC	12-1/4"	1-3/4"	50	SPR15A



works great for bathrooms, too!

Wall Cabinet Organization: Wooden Stemware Rack



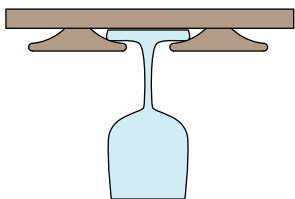
Wooden Stemware Rack

- Used in 18", 30", or 36" wide spaces to hold 4, 7, or 8 rows of glasses
- For 12" deep cabinets (width and depth can be trimmed to fit smaller applications)
- Solid wood is sanded and can be finished to match the application
- Quickly installs using #6 x 1" pan head screws (provided)

	Species	Rows	Width	Depth	Height	Ctn Qty
SR18	Maple	4	18"	12"	1-1/2"	5
SR18ALD [†]	Alder	4	18"	12"	1-1/2"	5
SR30	Maple	7	30"	12"	1-1/2"	5
SR30ALD [†]	Alder	7	30"	12"	1-1/2"	5
SR36	Maple	8	36"	12"	1-1/2"	5



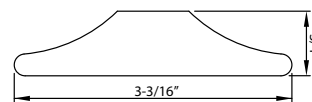
Build your own stemware rack




Wooden Stemware Moulding

- Cut to any length
- Priced by the linear foot, sold in 8' lengths

	Species	Width	Depth	Ctn Qty
STMW-ALD	Alder	3-3/16"	3/4"	40 LF
STMW-HMP	Hard Maple	3-3/16"	3/4"	40 LF




 These products are being retired.
Call for availability on products marked with "†".

Wall Cabinet Organization: Wooden Bottle Rack & Wire Stemware

Wire Stemware Rack

- Thick wire gauge construction
- Under-cabinet mount with hidden installation holes
- Screws not included



	Finish	Front Width	Rear Width	Length	Ctn Qty
9409002	Satin Chrome	4"	1-3/8"	11-7/16"	100
9409004	Polished Chrome	4"	1-3/8"	11-7/16"	100
9409005	Brushed Oil Rubbed Bronze	4"	1-3/8"	11-7/16"	100

Recommended screw: #6 flat head



	Species	# Bottles	Width	Depth	Height	Ctn Qty
BR24	Maple	5	24"	3/4"	2"	20
BR24ALD [†]	Alder	5	24"	3/4"	2"	20
BR30	Maple	6	30"	3/4"	2"	20
BR48	Maple	10	48"	3/4"	2"	20
BR48ALD [†]	Alder	10	48"	3/4"	2"	20

Recommended screw: #8 flat head



Wooden Bottle Rack

- Use in 24", 30", or 48" wide spaces to hold 5, 6, or 10 bottles
- Can also be trimmed to fit into 18" minimum spaces
- Install to base of cabinet or multiple units can be stacked
- Solid wood is sanded and can be finished to match the application
- Ships with front and back rails
- Screws not included



Wall Cabinet Organization: Wooden Wine Bottle Lattice

Can be cut to size
 Beveled mouldings with routed face
 Mouldings are 5/8" thick x 3/4" wide
 3-3/4" x 3-3/4" bottle openings
 Solid wood is sanded and can be finished
 to match the application
 Sold by the piece

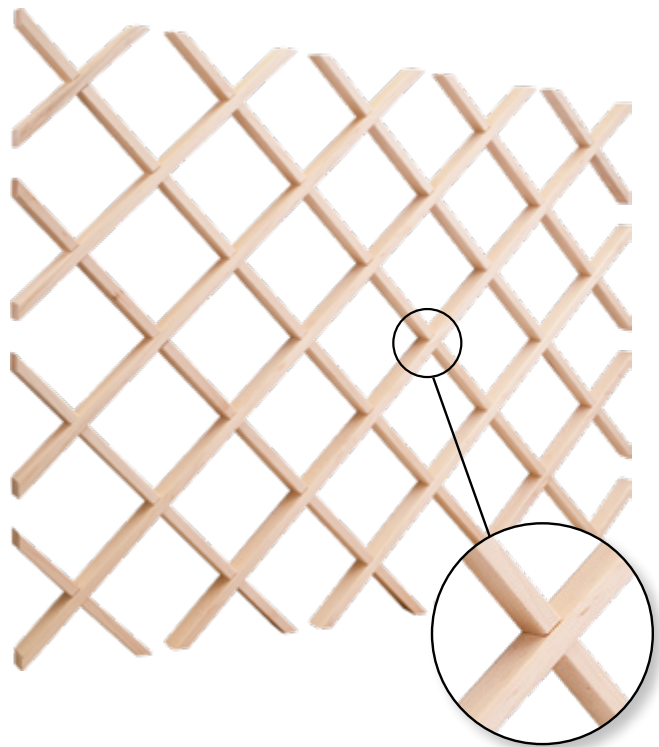
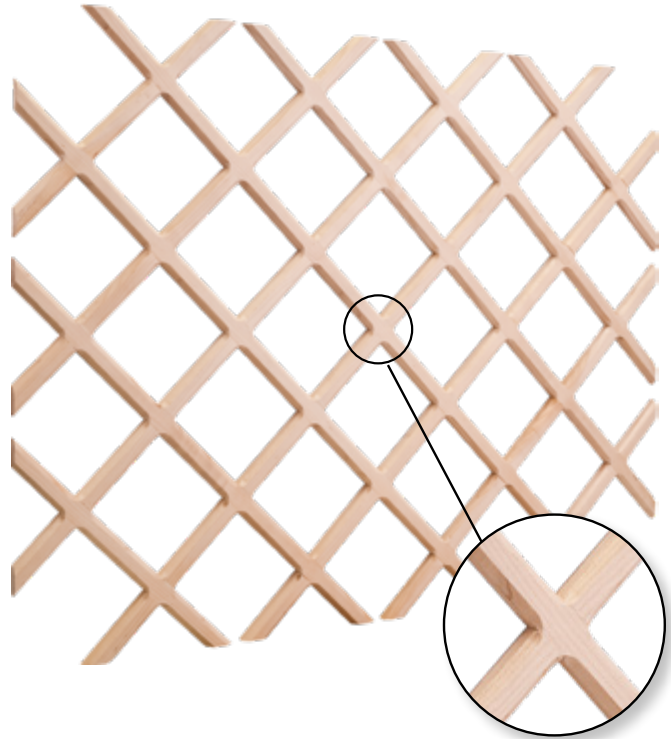
	<i>Species</i>	<i>Width</i>	<i>Height</i>	<i>Ctn Qty</i>
WR30-2ALD	Alder	24"	30"	10
WR30-2MP	Maple	24"	30"	10
WR30-2OK	Oak	24"	30"	10
WR45-2ALD	Alder	25"	45"	10
WR45-2MP	Maple	25"	45"	10
WR45-2OK	Oak	25"	45"	10
WR48-2ALD	Alder	36"	48"	10
WR48-2MP	Maple	36"	48"	10
WR48-2OK	Oak	36"	48"	10

Recommended screw: #6 flat head

Can be cut to size
 Mouldings are 3/4" thick x 7/16" wide
 4" x 4" bottle openings
 Solid maple is sanded and can be finished
 to match the application
 Sold by the piece

	<i>Species</i>	<i>Width</i>	<i>Height</i>	<i>Ctn Qty</i>
WR30MP	Maple	24"	30"	10
WR36MP	Maple	36"	36"	10

Recommended screw: #6 flat head



Easy-to-install
**CABINET
ORGANIZERS**



Organize Your Kitchen in
11 minutes
or less™





It's That Easy!



1

Measure

Measure your cabinet's interior width, depth, and height. Hold your tape parallel to the cabinet's walls. Note any pipes, shelves, or hinges that may affect actual available space.



2

Set

Set your organizer in place making sure you can open and close the cabinet door easily. If the organizer installs on the cabinet door, consider marking two points to help with alignment.



3

Secure

Using your Phillips screwdriver and the screws provided, secure your organizer in place.

Measuring Tape



Phillips Screwdriver



All you need:



Pencil (optional)



11 Minutes!

Retail
Packaged

Organize Your Kitchen in **11 minutes** or less 

Pullout Baskets

Easy Install Organizers

Retail Packaged



Great for organizing your cookware or pantry
Full-extension ball bearing slides
Heavy-duty wire construction

Quickly mounts to cabinet floor or fixed shelf using four screws (included)
Fits in NorthPoint Cabinetry® (see page 445 for reference guide)

	Description	Finish	Width	Depth	Height	Min. Opening	Fits Standard Cabinet Size	Weight Capacity	Ctn Qty
MBPO15-R	Pullout Basket	Polished Chrome	11-3/8"	19-11/16"	6-3/16"	11-1/2"	15" base	50 lb.	3
MBPO18-R	Pullout Basket	Polished Chrome	14-3/8"	19-11/16"	6-3/16"	14-1/2"	18" base	50 lb.	3
MBPO21-R	Pullout Basket	Polished Chrome	17-3/8"	19-11/16"	6-3/16"	17-1/2"	21" – 24" base	50 lb.	3

Trashcan Pullout

Organize Your Kitchen in **11 minutes** or less



Retail Packaged



Cans Sold Separately



Use optional door mounting kit for door pullout application

- Heavy-duty 100 lb. full-extension ball bearing slides
- Thick wire frame construction
- Durable polymer plastic trashcans are easily cleaned
- Cans and lids sold separately (see page 433)
- Quickly mounts to cabinet floor using four screws (included)
- Wire handle included

- Optional 6-way adjustable door mounting kit for door pullout application
- Retail packed with English, French, and Spanish translations
- Fits in NorthPoint Cabinetry® (see page 444 for reference guide)
- Note:** Double 50 qt. unit requires full-height cabinet

	Description	Finish	Width	Depth	Height	Min. Opening	Standard Cabinet Size	Weight Capacity	Ctn Qty
CAN-EBMSB-R	Single Can Unit - 35 or 50 qt.	Black	10-1/4"	22-1/16"	13"	10-1/4"	15" base	50 lb.	6
CAN-EBMSPC-R	Single Can Unit - 35 or 50 qt.	Polished Chrome	10-1/4"	22-1/16"	13"	10-1/4"	15" base	50 lb.	6
CAN-EBMSW-R	Single Can Unit - 35 or 50 qt.	White	10-1/4"	22-1/16"	13"	10-1/4"	15" base	50 lb.	6
CAN-EBMDB-R	Double Can Unit - 35 qt. only	Black	13-15/16"	22"	13"	13-15/16"	18" base	50 lb.	4
CAN-EBMDPC-R	Double Can Unit - 35 qt. only	Polished Chrome	13-15/16"	22"	13"	13-15/16"	18" base	50 lb.	4
CAN-EBMDW-R	Double Can Unit - 35 qt. only	White	13-15/16"	22"	13"	13-15/16"	18" base	50 lb.	4
CAN-EBMD50B-R	Double Can Unit - 50 qt. only	Black	15-3/16"	22-1/16"	12-13/16"	15-3/16"	18" base	50 lb.	4
CAN-EBMD50PC-R	Double Can Unit - 50 qt. only	Polished Chrome	15-3/16"	22-1/16"	12-13/16"	15-3/16"	18" base	50 lb.	4
CAN-EBMD50W-R	Double Can Unit - 50 qt. only	White	15-3/16"	22-1/16"	12-13/16"	15-3/16"	18" base	50 lb.	4
CAN-DOORKIT	Door Mounting Kit	Black	2-1/2"	5-1/4"	6-5/8"	-	-	-	20
CAN-DOORKITPC	Door Mounting Kit	Polished Chrome	2-1/2"	5-1/4"	6-5/8"	-	-	-	20
CAN-DOORKITW	Door Mounting Kit	White	2-1/2"	5-1/4"	6-5/8"	-	-	-	20

Retail Packaged

Cans available in 2 sizes and 3 standard colors – black, grey, & white

Lids available in 3 standard colors plus green for recycling

High quality polymer plastic material is durable and easy to clean

Compatible with any of our trashcan pullouts



35 qt. cans

50 qt. cans

	Description	Can Color	Depth	Width	Height	Ctn Qty
CAN-35	35 qt. Plastic Can	Black	9-7/16"	14-1/2"	18"	10
CAN-35W	35 qt. Plastic Can	White	9-7/16"	14-1/2"	18"	10
CAN-35GRY	35 qt. Plastic Can	Grey	9-7/16"	14-1/2"	18"	10
CAN-35LID	Lid for 35 qt. Plastic Can	Black	9-3/8"	14-1/2"	1-5/8"	10
CAN-35LIDW	Lid for 35 qt. Plastic Can	White	9-3/8"	14-1/2"	1-5/8"	10
CAN-35LIDGRY	Lid for 35 qt. Plastic Can	Grey	9-3/8"	14-1/2"	1-5/8"	10
CAN-35LIDG	Lid for 35 qt. Plastic Can	Green	9-3/8"	14-1/2"	1-5/8"	10
CAN-50	50 qt. Plastic Can	Black	10-1/4"	14-7/8"	22-1/4"	10
CAN-50W	50 qt. Plastic Can	White	10-1/4"	14-7/8"	22-1/4"	10
CAN-50GRY	50 qt. Plastic Can	Grey	10-1/4"	14-7/8"	22-1/4"	10
CAN-50LID	Lid for 50 qt. Plastic Can	Black	10-1/4"	14-5/8"	1-5/8"	10
CAN-50LIDW	Lid for 50 qt. Plastic Can	White	10-1/4"	14-5/8"	1-5/8"	10
CAN-50LIDGRY	Lid for 50 qt. Plastic Can	Grey	10-1/4"	14-5/8"	1-5/8"	10
CAN-50LIDG	Lid for 50 qt. Plastic Can	Green	10-1/4"	14-5/8"	1-5/8"	10

Great for



Recycling



Cleaning Supply Caddy

Organize Your Kitchen in **11 minutes** or less



Retail Packaged



Ergonomic Plastic Handle



- Ergonomic plastic handle
- Removable caddy keeps cleaning supplies organized
- Holds a variety of bottles and boxes
- Mounts easily under your sink, left- or right-handed
- Simply pick it up and take it with you
- Plastic liner tray catches drips
- Full-extension ball bearing slides

- Heavy-duty wire construction
- 25 lb. capacity
- Quickly mounts to cabinet floor using four screws (included)
- Fits in NorthPoint Cabinetry® (see page 445 for reference guide)

	Description	Finish	Width	Depth	Height	Min. Opening	Fits Standard Cabinet Size	Weight Capacity	Ctn Qty
SCPO2-R	Cleaning Caddy Pullout	Polished Chrome	11-5/8"	19-11/16"	15-15/16"	11-5/8"	15" – 18" base	25 lb.	2

Retail Packaged



- Lid organizer holds 7 lids
- Pot organizer has adjustable dividers
- Pot organizer holds most cookware sizes and brands
- Full-extension ball bearing slides

- Heavy-duty wire construction
- Quickly mounts to cabinet floor or fixed shelf using four screws (included)
- Fits in NorthPoint Cabinetry® (see page 445 for reference guide)

	Description	Finish	Width	Depth	Height	Min. Opening	Fits Standard Cabinet Size	Weight Capacity	Ctn Qty
A	MPLO215-R Lid Organizer Pullout	Polished Chrome	11-3/8"	19-11/16"	5-3/8"	11-3/8"	15" – 18" base	100 lb.	3
B	MPPO215-R Pots Organizer Pullout	Polished Chrome	11-3/8"	19-11/16"	9"	11-3/8"	15" – 18" base	100 lb.	3

Door Mounted Tray System

Organize Your Kitchen in **11 minutes** or less



Retail Packaged



3" deep tray



Scan to watch the installation video
<https://delivr.com/282d6>



Scan to watch the installation video
<https://delivr.com/2dcuv>



6" deep tray

- Great for pantries or use it as a spice rack
- Mount in lower cabinet for cleaning supplies or trash bag storage
- Holds cans, jars, and packets
- Kit includes 2 pcs of 18" long track and 2 trays
- Extra trays sold separately

- Use multiple kits for oversize pantry doors
- Heavy-duty wire construction
- Quickly mounts to cabinet door using four screws (included)
- Fits in NorthPoint Cabinetry® (see page 447 for reference guide)

	Description	Finish	Width	Depth	Height	Min. Opening	Fits Standard Cabinet Size	Weight Capacity	Ctn Qty
A	DMS3-PC-R Door Mount Tray System 3"	Polished Chrome	11-9/16"	3-1/8"	18-1/8"	11-9/16"	15" – 18" base or wall	30 lb.	6
B	DMS6-PC-R Door Mount Tray System 6"	Polished Chrome	11-9/16"	5-15/16"	18-1/8"	11-9/16"	15" – 18" base or wall	30 lb.	4
C	DMT3-PC-R Individual 3" deep tray	Polished Chrome	11"	3-1/16"	2-7/8"	11"	–	–	20
D	DMT6-PC-R Individual 6" deep tray	Polished Chrome	11"	5-7/8"	3-7/16"	11"	–	–	20

Organize Your Kitchen in
11 minutes
 or less



Single Shelf Lazy Susan

Easy Install
 Organizers

Retail Packaged

360°
 rotating



- 360 degree revolving tray
- Great for organizing dry goods and cans
- Fits 24" diagonal wall corner cabinet
- Heavy-duty wire construction
- Quickly mounts to cabinet floor or fixed shelf using four screws (included)
- Fits in NorthPoint Cabinetry® (see page 447 for reference guide)

Scan to watch the
 installation video
<https://delivr.com/22s7a>



	Description	Finish	Diameter	Height	Fits Standard Cabinet Size	Weight Capacity	Ctn Qty
MLSR18-S-R	Single Shelf Lazy Susan	Polished Chrome	17-5/16"	3-13/16"	24" diagonal wall corner	30 lb.	1

3 Tier Spice Rack Pulldown

Organize Your Kitchen in **11 minutes** or less



Retail Packaged



- Great for organizing spices and small jars in your cabinets
- Remove clutter of small, hard to reach items
- Simple pull-down motion gives access to 3 tiers of organization
- Quickly mounts to cabinet floor or fixed shelf using four screws (included)
- Designed for 18" standard wall cabinets
- Fits in NorthPoint Cabinetry® (see page 447 for reference guide)



Scan to watch the installation video
<http://delivr.com/2jjwy>



	Description	Finish	Width	Depth	Height	Min. Opening	Fits Standard Cabinet Size	Weight Capacity	Ctn Qty
TTSPD-R	3-Tier Spice Pulldown	Polished Chrome	14-9/16"	10-9/16"	8-5/8"	14-9/16"	18" wall cabinet	20 lb.	1

Organize Your Kitchen in
11 minutes
 or less



Over the Door Towel Bar

Easy Install
Organizers

Retail Packaged



Stainless Steel construction

No screws required – simply hang
it over the cabinet door

Fits standard cabinet doors &
drawers (5/8"–3/4" thick)

Perfect for kitchens and bathrooms

	<i>Finish</i>	<i>Width</i>	<i>Depth</i>	<i>Height</i>	<i>Ctn Qty</i>
OTDTHSS-R	Stainless Steel	9-3/4"	2-3/8"	2-13/16"	1

hardware
resources[®]

800.463.0660 | www.HardwareResources.com

[439]

Sink Front Tipout Trays

Organize Your Kitchen in **11 minutes** or less



Retail Packaged



Convert faux drawer panels to functional storage space

Kit includes two trays, four self-closing tipout hinges and installation screws

Tray is easily removable for cleaning

Slim design for use with large sinks

Fits in NorthPoint Cabinetry®

(see page 446 for reference guide)

! Shown using 2 hinges. Kit includes 4 hinges for installation on 1 or 2 fronts.

See pages 412-413 for individually packaged hinges and trays

	Finish	Width	Depth	Height	Ctn Qty
TO11-R	White	11-11/16"	2"	3"	4 kits
TOSS11-R	Stainless Steel	11-11/16"	2"	3"	4 kits
TO11S-R	White	11-11/16"	1-9/16"	3"	4 kits
TOSS11S-R	Stainless Steel	11-11/16"	1-9/16"	3"	4 kits
TO14-R	White	14-13/16"	2"	3"	4 kits
TOSS14-R	Stainless Steel	14-13/16"	2"	3"	4 kits
TO14S-R	White	14-13/16"	1-9/16"	3"	4 kits
TOSS14S-R	Stainless Steel	14-13/16"	1-9/16"	3"	4 kits

Retail Packaged

Under Cabinet Stemware Rack

- Mounts under the cabinet
- Holds 3 glasses
- Coordinates with Wine Bottle Rack
- Heavy-duty wire construction
- Quickly mounts to cabinet with 2 screws (included)

	Finish	Width	Depth	Height	Ctn Qty
STEM1-DBAC-R	Brushed Oil Rubbed Bronze	4-1/16"	9-1/16"	1"	8
STEM1-PC-R	Polished Chrome	4-1/16"	9-1/16"	1"	8
STEM1-SN-R	Satin Nickel	4-1/16"	9-1/16"	1"	8



Under Cabinet Bottle Rack

- Mounts under the cabinet
- Holds 2 bottles
- Coordinates with Stemware Rack
- Heavy-duty wire construction
- Quickly mounts to cabinet with 4 screws (included)

	Finish	Width	Depth	Height	Ctn Qty
WBH-DBAC-R	Brushed Oil Rubbed Bronze	3-15/16"	9-5/16"	9-1/16"	3
WBH-PC-R	Polished Chrome	3-15/16"	9-5/16"	9-1/16"	3
WBH-SN-R	Satin Nickel	3-15/16"	9-5/16"	9-1/16"	3





Retail Packaged



U-Shaped Tray Divider

Organize baking sheets, trays, and cutting boards
 Use multiple Tray Dividers to customize storage
 Heavy-duty wire construction
 Quickly mounts to cabinet bottom with 4 screws (included)

	Finish	Width	Depth	Height	Ctn Qty
TD-PC-R	Polished Chrome	3-7/16"	11-3/4"	9-15/16"	3



3-Tier Dishcloth Rack

Mounts to inside of cabinet door
 Holds 3 towels
 Heavy-duty wire construction
 Quickly mounts to cabinet door with 2 screws (included)

	Finish	Width	Depth	Height	Min. Opening	Ctn Qty
DTH-PC-R	Polished Chrome	12-3/4"	15/16"	6-1/16"	15"	8



Pair Organizers with NorthPoint Cabinetry®

Quick Cross Reference Guide



NorthPoint Cabinetry® Cross Reference Guide

Cabinet	Wood Bottom Mount - Double Can						Wood Bottom Mount - Single Can				Wood Top Mount - Double Can		Wood Top Mount - Single Can	
	CDM-WBMD35x	CAN-WBMD35x	CDM-WBMD3518x NEW	CAN-WBMD3518x NEW	CDM-WBMD50x	CAN-WBMD50x	CDM-WBMS35x	CAN-WBMS35x	CDM-WBMS50x	CAN-WBMS50x	CAN-TMD1535x-K	CAN-TMD1835x-K	CAN-TMS1235x-K	CAN-TMS1250x-K
B15							•	•					•	
B18	•	•									•			
B21			•	•							•			
BFH15							•	•	•	•			•	•
BFH18	•	•			•	•					•			




Cabinet	Wire - Double Can				Wire - Single Can		Metal - Double Can				Metal - Single Can		Storage with Style - Double Can				Storage with Style - Single Can	
	CAN-EBMDXX	CAN-EBMD50XX	WC-EMBM-D35G	WC-EMBM-D50G	CAN-EBMSXX	WC-EMBM-S35G	WC-EMBM-S50G	CAN-WDB5-D35G	CAN-WDB5-D50G	CAN-WDB5-S35G	SWS-MDMD35GBN	SWS-MDMD35GPC	SWS-MDMD50GBN	SWS-MDMD50GPC	SWS-MDMS35GBN	SWS-MDMS35GPC		
B15					•	•				•					•	•		
B18	•		•					•			•	•						
BFH15					•	•	•			•				•	•			
BFH18	•	•	•					•	•		•	•	•					



NorthPoint Cabinetry® Cross Reference Guide



Cabinet
Organizers

Cabinet	Base Pullouts	BPO2-5SC	BPO2-8SC	BPO2-1TSC	BPO2-14SC	DBPO-8SC	UBPO-8SC	BPOTD2-5SC	BPOTD2-8SC	KBPO-5SC	KBPO-8SC	Storage with Style	SWS-BPO5XX	SWS-BPO8XX	SWS-DBPO8XX	SWS-UBPO8	Misc Organizers	ML-1CH	SCPO2-R	MPLO215-R	MPPO215-R	MBPO15-R	MBPO18-R	MBPO21-R	Vanity Pullouts	VBPO-8SC	VBPO-8SC & VBPO-G01	PVGD15-SC
BFH09		•						•		•			•															
BFH12			•				•		•		•			•														
BFH15				•														•	•	•	•	•						
BFH18					•													•	•	•	•		•					
B12						•			•						•													
B15																			•	•	•	•						
B18																			•	•	•		•					
B21																							•					
VB12																									•			
VFH12																									•	•		
VDB18-3																												•




NorthPoint Cabinetry® Cross Reference Guide

Cabinet	Inserts	DO15A-B18	DO21A-B24	KO18-B21	SPO15-B18	SPO24-B27	AU021-B24	Tipout Tray	TO11/TOSS11	TO14/TOSS14
B18		•			•					
B21				•						
B24			•				•			
B27						•				
SB30									•	
SB33									•	
SB36									•	•
SB39									•	•





Cabinet	Pantry Pullouts	PPO2-1448	Storage with Style	SWS-WB153XX + SWS-PILKIT	SWS-WB213XX + SWS-PILKIT	SWS-WB273XX + SWS-PILKIT	Tray Dividers	TD12-PC	TD18-PC	TD3
UP1896		•		•						
UP1890		•		•					•	•
UP1884		•		•				•		•
UP2496					•					
UP2490					•				•	•
UP2484					•			•		•
UP3096						•				
UP3090						•			•	•
UP3084						•		•		•



NorthPoint Cabinetry® Cross Reference Guide

Cabinet
Organizers

Cabinet	Wall Pullouts	WPO2-265SC	WPO2-268SC	WPO2-325SC	WPO2-328SC	Door Mounted Organizers	SPR9A	SPR12A	SPR15A	DMS3-PC-R	DMS6-PC-R	Spice Pulldown	TTSPD-R	Wood Lazy Susan	BLSR218-SET	BLSR2318-SET	BLSR18-S	BLSR2320-SET	BLSR220-SET	BLSR20-S	LSR218-SET	LSR2318-SET	LSR18-S	Plastic Lazy Susan	PLSMR18	PLSMR318	PLSR218	PLSR2318	Wire Lazy Susan	MLSR18-S-R	
W1230		•	•																												
W1530			•																												
W1236				•	•																										
W1536					•		•			•	•		•																		
W1836								•																							
W2136									•																						
W2736							•			•	•		•																		
W3036								•																							
W4236									•																						
WDC2430														•		•					•			•		•				•	
WDC2436														•		•					•		•		•		•			•	
WDC2442															•	•					•		•		•		•			•	
WDC273615																		•		•											
WDC274215																	•			•											



NorthPoint Cabinetry® Cross Reference Guide

Cabinet	Blind Corner Organizers	Blind Corner Organizers	Blind Corner Organizers	Blind Corner Organizers	Blind Corner Organizers	Blind Corner Organizers	Blind Corner Organizers	Blind Corner Organizers	Blind Corner Organizers	Blind Corner Organizers	Blind Corner Organizers	Blind Corner Organizers	Blind Corner Organizers	Blind Corner Organizers	Blind Corner Organizers
Cabinet	HMLS-3212	HMLS-3515	SWS-BCS15XX	BCSO215XX	Blind Corner Organizers	CS-ES360	Wood Lazy Susans	BLSK232	LSK232	Plastic Lazy Susans	PLSK232	PLSMK32	Blind Corner Organizers	Blind Corner Organizers	Blind Corner Organizers
BBC42-45U	•														
BBC45-48U		•	•	•											
BC36U						•		•	•		•	•			

Cabinet	Wood Rollouts	ROBTD15-WB	ROBTD21-WB	ROBTD27-WB	ROCWS15-WB	ROCWS21-WB	ROCWS27-WB	ROCWD15-WB	ROCWD21-WB	ROCWD27-WB
B18		•			•			•		
B24			•			•			•	
B30				•			•			•
BFH18		•			•			•		



Make closet organization a whole lot easier



MAXIMIZE YOUR SPACE

Pullout Tie Rack

With our pullout tie rack, a large selection of ties can be quickly accessed then easily stowed away. This is a much neater solution than piling ties into a drawer.

Cascading Tie Organizer

Store 12 ties, scarves, or belts in a small footprint on our 12-hook cascading tie organizer. Its narrow vertical design works great on the face of a closet casing or for tight spaces like behind a door.

Closet Rod

Our quality closet rods are durable and easy to install. Round, oval, and lighted options are available.

Shoe Fence

Our shoe fences keep footwear or other items on display while preventing them from sliding off of angled shelves.

Pullout Pant Rack

Our pullout pant rack provides a quick and wrinkle-free way to store multiple pairs of pants in a compact footprint.

Cabinet Knobs and Pulls

We produce a variety of high quality cabinet knobs and pulls to suit any style.

Get the most out of your closet with our clever products.

Puck Light

Illuminate shelves and cubbies with one of our puck light options. Beautiful, functional lighting can take your closet to the next level.

Wardrobe Lift


Increase your closet capacity by utilizing the overhang space with a wardrobe lift. One pull of the adjustable handle brings your overhead clothing within reach. An integrated hydraulic system ensures smooth lowering.

Pullout Belt Rack

Our pullout belt rack makes belt storage a breeze. This rack keeps multiple belts readily accessible.

Lighted Closet Rod Fixture

Illuminate your morning routine by making it easier to see and select the perfect outfit with our innovative lighted rods.



Jewelry Tray

These felt-lined trays are a stylish way to organize your accessories in a drawer.

Shoe Fence



- Keeps shoes and other items from sliding off closet shelves
- Allows for easy organization of shoes and other items on a shelf
- Available in 17", 23", and 29" lengths
- Heavy-duty steel railing available in our most popular finishes: Dark Bronze, Chrome, and Satin Nickel
- Easy to install with press-in dowels
- Designed to fit in 5 mm holes on 32 mm spacing



17" Shoe Fence

23" Shoe Fence

29" Shoe Fence

Dimensions	17" W x 1/2" D x 1-3/16" H	23" W x 1/2" D x 1-3/16" H	29" W x 1/2" D x 1-3/16" H
Dark Bronze	SF17-ORB	SF23-ORB	SF29-ORB
Polished Chrome	SF17-PC	SF23-PC	SF29-PC
Satin Nickel	SF17-SN	SF23-SN	SF29-SN
	6 pcs/box 60 pcs/ctn	6 pcs/box 48 pcs/ctn	6 pcs/box 36 pcs/ctn

Pullout Baskets



- 100 lb. full-extension ball bearing slides included
- Heavy-duty wire construction
- Rubber covers on slide hooks keep basket securely in place but allow easy removal of basket
- Closed corners allow smaller items to be stored without falling out
- Available finishes:
Chrome, Dark Bronze and Satin Nickel
- For closets 14" deep or 16" deep



Chrome Basket



Dark Bronze Basket



Satin Nickel Basket

1 mm thick clear plastic material with opaque finish

Fitted to basket bottom for easy drop-in installation

Creates a smooth bottom surface for closet applications



Plastic Liner

Thick canvas material with velcro closures

Machine washable

Fitted to basket even after washing

Great for delicate clothing in closet applications



Canvas Liner

Pullout Baskets

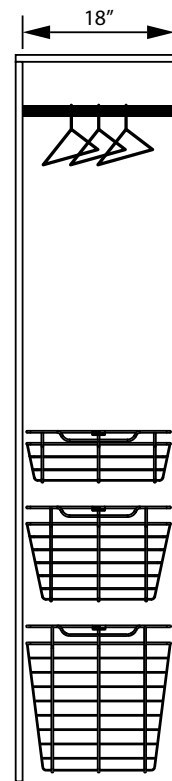
For 18" wide closets

14" Depth Basket

Dimensions	17" W x 14" D x 6" H	17" W x 14" D x 11" H	17" W x 14" D x 17" H
Weight Capacity	100 lb.	100 lb.	100 lb.
Chrome Basket	POB1-14176CH	POB1-141711CH	POB1-141717CH
Dark Bronze Basket	POB1-14176ORB	POB1-141711ORB	POB1-141717ORB
Satin Nickel Basket	POB1-14176SN	POB1-141711SN	POB1-141717SN
Canvas Liner	BCL-14176-TAN	BCL-141711-TAN	BCL-141717-TAN*
Plastic Liner	POB1PL-14176	POB1PL-141711	POB1PL-141717*
Recommended screw:	#8 truss head or 7 mm Euro screw	#8 truss head or 7 mm Euro screw	#8 truss head or 7 mm Euro screw
	4 pcs/master	4 pcs/master	4 pcs/master

16" Depth Basket

Dimensions	17" W x 16" D x 6" H	17" W x 16" D x 11" H	17" W x 16" D x 17" H
Weight Capacity	100 lb.	100 lb.	100 lb.
Chrome Basket	POB1-16176CH	POB1-161711CH	POB1-161717CH
Dark Bronze Basket	POB1-16176ORB	POB1-161711ORB	POB1-161717ORB
Satin Nickel Basket	POB1-16176SN	POB1-161711SN	POB1-161717SN
Canvas Liner	BCL-16176-TAN	BCL-161711-TAN	BCL-161717-TAN*
Plastic Liner	POB1PL-16176	POB1PL-161711	POB1PL-161717*
Recommended screw:	#8 truss head or 7 mm Euro screw	#8 truss head or 7 mm Euro screw	#8 truss head or 7 mm Euro screw
	4 pcs/master	4 pcs/master	4 pcs/master



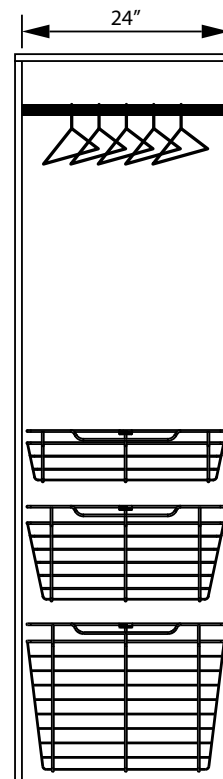
For 24" wide closets

14" Depth Basket

Dimensions	23" W x 14" D x 6" H	23" W x 14" D x 11" H	23" W x 14" D x 17" H
Weight Capacity	100 lb.	100 lb.	100 lb.
Chrome Basket	POB1-14236CH	POB1-142311CH	POB1-142317CH
Dark Bronze Basket	POB1-14236ORB	POB1-142311ORB	POB1-142317ORB
Satin Nickel Basket	POB1-14236SN	POB1-142311SN	POB1-142317SN
Canvas Liner	BCL-14236-TAN	BCL-142311-TAN	BCL-142317-TAN*
Plastic Liner	POB1PL-14236	POB1PL-142311	POB1PL-142317*
Recommended screw:	#8 truss head or 7 mm Euro screw	#8 truss head or 7 mm Euro screw	#8 truss head or 7 mm Euro screw
	4 pcs/master	4 pcs/master	4 pcs/master

16" Depth Basket

Dimensions	23" W x 16" D x 6" H	23" W x 16" D x 11" H	23" W x 16" D x 17" H
Weight Capacity	100 lb.	100 lb.	100 lb.
Chrome Basket	POB1-16236CH	POB1-162311CH	POB1-162317CH
Dark Bronze Basket	POB1-16236ORB	POB1-162311ORB	POB1-162317ORB
Satin Nickel Basket	POB1-16236SN	POB1-162311SN	POB1-162317SN
Canvas Liner	BCL-16236-TAN	BCL-162311-TAN	BCL-162317-TAN*
Plastic Liner	POB1PL-16236	POB1PL-162311	POB1PL-162317*
Recommended screw:	#8 truss head or 7 mm Euro screw	#8 truss head or 7 mm Euro screw	#8 truss head or 7 mm Euro screw
	4 pcs/master	4 pcs/master	4 pcs/master



Pullout Baskets

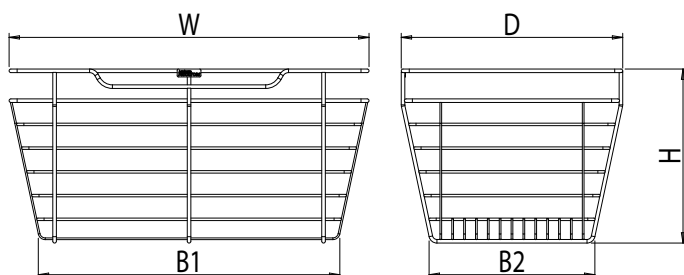
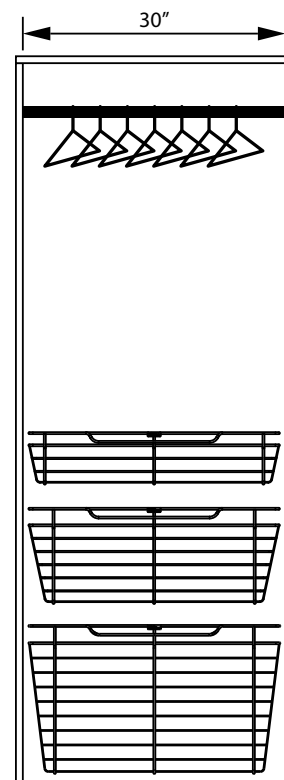
For 30" wide closets

14" Depth Basket

Dimensions	29" W x 14" D x 6" H	29" W x 14" D x 11" H	29" W x 14" D x 17" H
Weight Capacity	100 lb.	100 lb.	100 lb.
Chrome Basket	POB1-14296CH	POB1-142911CH	POB1-142917CH
Dark Bronze Basket	POB1-14296ORB	POB1-142911ORB	POB1-142917ORB
Satin Nickel Basket	POB1-14296SN	POB1-142911SN	POB1-142917SN
Canvas Liner	BCL-14296-TAN	BCL-142911-TAN	BCL-142917-TAN*
Plastic Liner	POB1PL-14296	POB1PL-142911	POB1PL-142917*
Recommended screw:	#8 truss head or 7 mm Euro screw	#8 truss head or 7 mm Euro screw	#8 truss head or 7 mm Euro screw
	4 pcs/master	4 pcs/master	4 pcs/master

16" Depth Basket

Dimensions	29" W x 16" D x 6" H	29" W x 16" D x 11" H	29" W x 16" D x 17" H
Weight Capacity	100 lb.	100 lb.	100 lb.
Chrome Basket	POB1-16296CH	POB1-162911CH	POB1-162917CH
Dark Bronze Basket	POB1-16296ORB	POB1-162911ORB	POB1-162917ORB
Satin Nickel Basket	POB1-16296SN	POB1-162911SN	POB1-162917SN
Canvas Liner	BCL-16296-TAN	BCL-162911-TAN	BCL-162917-TAN*
Plastic Liner	POB1PL-16296	POB1PL-162911	POB1PL-162917*
Recommended screw:	#8 truss head or 7 mm Euro screw	#8 truss head or 7 mm Euro screw	#8 truss head or 7 mm Euro screw
	4 pcs/master	4 pcs/master	4 pcs/master



	W	D	H	B1	B2
POB1-141711	17"	14"	11"	13-1/16"	10-1/2"
POB1-161711	17"	16"	11"	13-1/16"	12-1/2"
POB1-142311	23"	14"	11"	19-1/16"	10-1/2"
POB1-162311	23"	16"	11"	19-1/16"	12-1/2"
POB1-142911	29"	14"	11"	25-1/16"	10-1/2"
POB1-162911	29"	16"	11"	25-1/16"	12-1/2"

Slides add additional 1" to width

	W	D	H	B1	B2
POB1-14176	17"	14"	6"	15"	12-3/8"
POB1-16176	17"	16"	6"	15"	14-3/8"
POB1-14236	23"	14"	6"	21"	12-3/8"
POB1-16236	23"	16"	6"	21"	14-3/8"
POB1-14296	29"	14"	6"	27"	12-3/8"
POB1-16296	29"	16"	6"	27"	14-3/8"

Slides add additional 1" to width

	W	D	H	B1	B2
POB1-141717	17"	14"	17"	13"	10-9/16"
POB1-161717	17"	16"	17"	13-3/16"	12-9/16"
POB1-142317	23"	14"	17"	19-1/8"	10-9/16"
POB1-162317	23"	16"	17"	19-3/16"	12-9/16"
POB1-142917	29"	14"	17"	25-1/8"	10-9/16"
POB1-162917	29"	16"	17"	25-3/16"	12-9/16"

Slides add additional 1" to width

Pullout Nylon Hamper



- 100 lb. full-extension ball bearing slides included
- Heavy-duty wire frame construction
- Heavy-duty 19" tall black nylon bag featuring ventilated mesh sides and central divider
- Bag is easily removable and includes carry handles
- For closets 14" deep or 18" deep



For 18" wide closets

14" Depth Hamper

Dimensions	17" W x 14" D x 22-1/2" H
Weight Capacity	100 lb.
Chrome Frame	POHS-14PC
Dark Bronze Frame	POHS-14ORB
Satin Nickel Frame	POHS-14SN
Replacement bag	POHS14-BAG

Recommended screw: #8 truss head or 7 mm Euro screw

4 pcs/master

For 24" wide closets

18" Depth Hamper

Dimensions	23" W x 18" D x 22-1/2" H
Weight Capacity	100 lb.
Chrome Frame	POHS-18PC
Dark Bronze Frame	POHS-18ORB
Satin Nickel Frame	POHS-18SN
Replacement bag	POHS18-BAG

Recommended screw: #8 truss head or 7 mm Euro screw

4 pcs/master

Pullout Plastic Hamper



Chrome wire pullout with white plastic hamper and lid included

Designed to fit in a 14" deep, 24" wide closet opening

Features 100 lb. full-extension ball bearing slides

Mounts to the closet bottom

Optional door mounting bracket sold separately (item # CAN-DOORKITPC)

Installs with just 4 screws



For 24" wide closets

Plastic Hamper Pullout

Dimensions	19-3/16" W x 13-3/4" D x 22-11/16" H
Weight Capacity	100 lb.
Chrome Frame + White Hamper	HP-BM1424WPC
Replacement hamper	PH-63W
Door Mounting Kit (Chrome)	CAN-DOORKITPC
Recommended screw:	#8 flat head

1 pc/box

Pullout Pant Rack



- Features patented 32 mm Quick-brac™ bracket for easy installation
- Features 100 lb. ball bearing slides
- Designed for 14" deep closets
- Available in three widths: 18", 24", and 30" and three finishes: Dark Bronze, Satin Nickel, and Polished Chrome
- Width has 3/4" adjustment
- Euro screws provided for 32 mm installation



PATENT
10,149,540
& 10,028,578



Scan to watch the installation video
<http://delivr.com/2T73J>

	<i>18" Pant Rack</i>	<i>24" Pant Rack</i>	<i>30" Pant Rack</i>
Dimensions	Adj. 17-3/8"–18-1/8" W 14" D x 3-1/16" H 9 arms	Adj. 23-3/4"–24-1/2" W 14" D x 3-1/16" H 13 arms	Adj. 29-3/4"–30-1/2" W 14" D x 3-1/16" H 16 arms
Weight Capacity	100 lb.	100 lb.	100 lb.
Dark Bronze	PPR-1814-ORB	PPR-2414-ORB	PPR-3014-ORB
Polished Chrome	PPR-1814-PC	PPR-2414-PC	PPR-3014-PC
Satin Nickel	PPR-1814-SN	PPR-2414-SN	PPR-3014-SN
	1 pc/box	1 pc/box	1 pc/box

14" Belt & Tie Racks



Features patented 32 mm Quick-brac™ bracket for easy installation

Belt rack has 6 double hooks (12 hooks) to hold an array of belt sizes

Tie rack has 18 hooks, perfect for organizing multiple ties or scarves

Features 100 lb. push-to-open ball bearing slides

Easily mounts left or right handed

Designed for 14" deep closets

Available in three finishes:

Dark Bronze, Satin Nickel, and Polished Chrome

Euro screws provided for 32 mm installation



PATENT
10,149,540

Mounts left or right handed




14" Belt Rack

14" Tie Rack

Dimensions	13-1/2" W x 1-15/16" D x 2-9/16" H 6 double hooks (12 hooks)	13-1/2" W x 2-7/8" D x 2-9/16" H 18 hooks
Weight Capacity	50 lb.	50 lb.
Dark Bronze	355B-ORB	355T-ORB
Polished Chrome	355B-PC	355T-PC
Satin Nickel	355B-SN	355T-SN
	1 pc/box	1 pc/box

Tri-Level Tie Organizer



Mounts left or right handed



Tri-Level Tie Organizer

Dimensions 6-3/4" W x 2" D x 4" H

Brushed Oil Rubbed Bronze	356T-DBAC
Polished Chrome	356T-PC
Satin Nickel	356T-SN

4 pcs/box

- Holds up to 12 ties or scarves
- Lip on end of each arm prevents items from sliding off
- Arms can be configured for left or right-hand use
- Compact design has small footprint when installed
- Hidden mounting hardware
- Mounts with 2 screws (included)

Cascading Tie Organizer

- Great for ties, scarves, and belts
- 12 free-swinging hooks
- Lip on end of each hook prevents items from sliding off
- Non-handed unit can be mounted for left or right-hand use
- Vertical design has small footprint when installed
- Quick and easy mounting with 2 screws



PATENT
D727,632



Cascading Tie Organizer

Dimensions 1-1/2" W x 2-7/8" D x 10-1/4" H

Weight Capacity 30 lb.

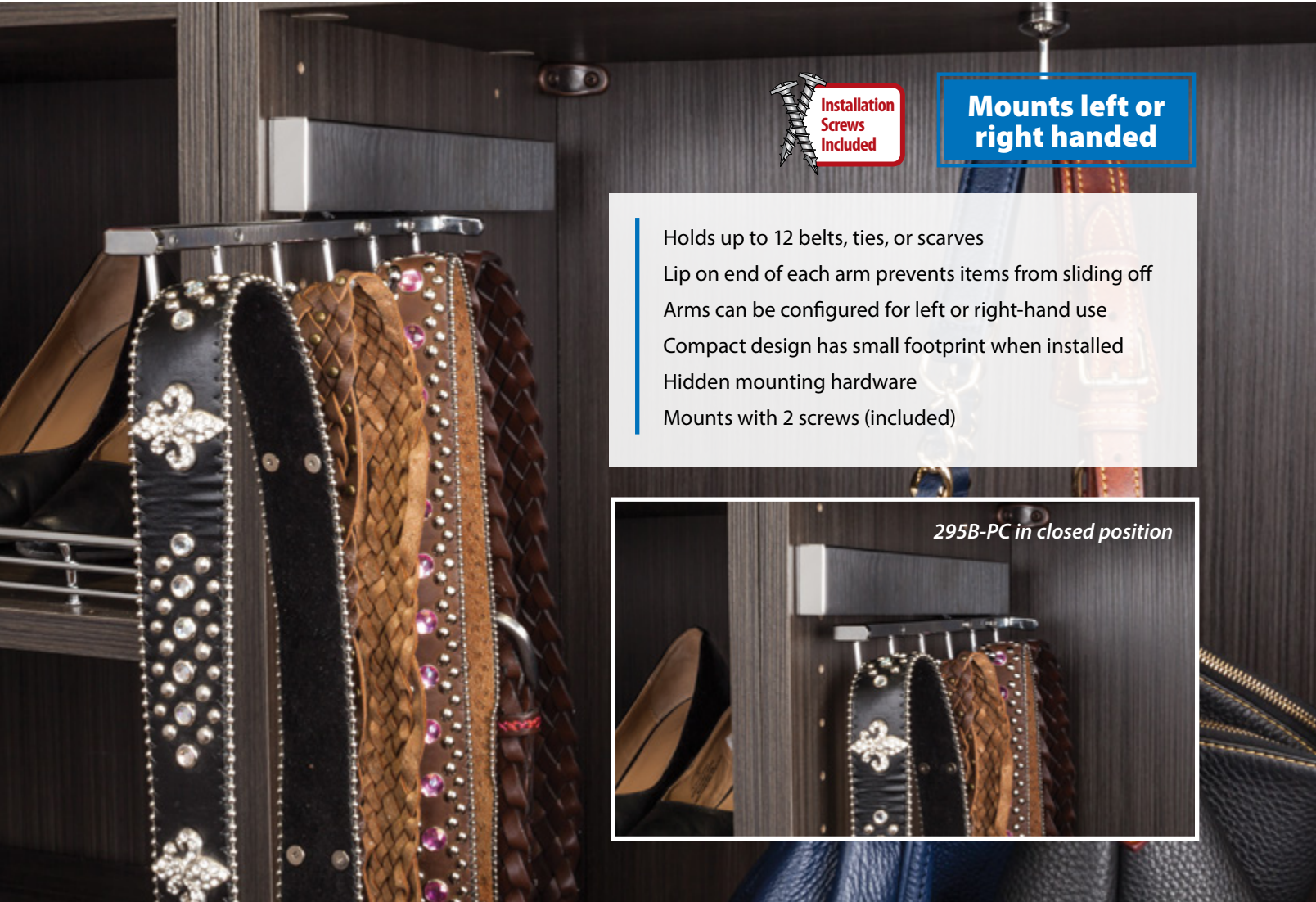
Brushed Oil Rubbed Bronze 357T-DBAC

Polished Chrome 357T-PC

Satin Nickel 357T-SN

4 pcs/box

12" Belt & Tie Racks, Valet Rod



Mounts left or right handed

- Holds up to 12 belts, ties, or scarves
- Lip on end of each arm prevents items from sliding off
- Arms can be configured for left or right-hand use
- Compact design has small footprint when installed
- Hidden mounting hardware
- Mounts with 2 screws (included)



Sliding Belt Rack



Sliding Tie Rack



Sliding Wardrobe/Valet Rod

Dimensions	295 mm (11-5/8") Overall Length 6 belt hooks, 50 mm spacing	295 mm (11-5/8") Overall Length 6 sets of pegs to hold 12 ties	295 mm (11-5/8") Overall Length Built-in stopper on ends
Weight Capacity	50 lb.	50 lb.	50 lb.
Brushed Oil Rubbed Bronze	295B-DBAC	295T-DBAC	295W-DBAC
Polished Chrome	295B-PC	295T-PC	295W-PC
	1 pc/box 20 sets/ctn	1 pc/box 20 sets/ctn	1 pc/box 20 sets/ctn

Screw-Mount Racks

Mounts easily with the included wood screws in tight spaces where you may not have the room for a sliding accessory rack

Simple way to organize ties, belts, scarves or necklaces

Each rack is polybagged with attachment screws and UPC labeled

Belt rack has 6 hooks, and tie rack has 6 double hooks

Each hook has a slip resistant clear vinyl cover

Multiple applications including pantries, utility rooms, closets or anywhere that needs an optimized storage solution for hanging items



Screw-Mount Belt Rack



Screw-Mount Tie Rack

Dimensions	11" W x 1-3/4" D x 1-3/4" H 6 belt hooks, 50 mm spacing	11" W x 2-1/4" D x 2" H 6 sets of pegs to hold 12 ties
Weight Capacity	30 lb.	30 lb.
Brushed Oil Rubbed Bronze	296B-DBAC	296T-DBAC
Polished Chrome	296B-PC	296T-PC

1 pc/polybag
40 sets/ctn

1 pc/polybag
40 sets/ctn

Telescoping Valet Rod



Telescoping valet rods are the perfect accessory for any closet. They allow you to easily organize your clothes for the next day. Fully extended, they add an additional 10" of hanging space. With a 30 lb. weight capacity, they can easily hold business suits or garment bags. Individually boxed with attachment hardware and installation instructions.

For clothes hangers and hanging garment bags
 30 lb. weight capacity
 Material: Anodized Aluminum
 Installation hardware and instructions included



355V-PC
 Polished Chrome

14" Telescoping Valet Rod

Dimensions	1-1/16" W x 13-11/13" D x 1-13/16" H
Weight Capacity	45 lb.

Polished Chrome 355V-PC

1 set/box
 12 sets/ctn

Mounts left or right handed



Jewelry Trays



This felt-lined jewelry drawer is a perfect way to complete your closet. The jewelry organizer comes in two different configurations: a 5 compartment deep organizer and a 10 compartment shallow organizer with ring insert. Both jewelry drawers are available in black or grey. The jewelry drawer is designed as a complete drawer solution with our 100 lb. soft-close slides preinstalled. Works great behind a set of doors or you can mount a drawer front for a more finished look.



5 Compartment Jewelry Organizer

10 Compartment Jewelry Organizer

- MDF construction, felt-lined
- Drawer front can be mounted to front of tray
- Ships fully assembled and ready to install
- 100 lb. soft-close slides

Dimensions	23-7/8" W x 14" D x 4" H	23-7/8" W x 14" D x 2" H
Black	JD1-24-BL	JD1-24R-BL
Grey	JD1-24-GR	JD1-24R-GR
Recommended screw:	#8 truss head or 7 mm Euro screw	#8 truss head or 7 mm Euro screw
	1/box 4/ctn	1/box 4/ctn

Wardrobe Lift

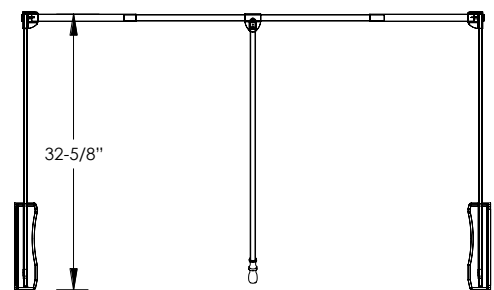


Side-mount wardrobe lift with 45 lb. weight capacity
 Heavy-duty steel construction with plastic housing and handle
 Three sizes available and width adjustable to fit a wide range of openings
 Handle is adjustable for different desired heights
 Instructions, mounting hardware and bumper stops included (some assembly required)

Note: Max handle extension is 41-1/2"



Bumper prevents over-extension of arm

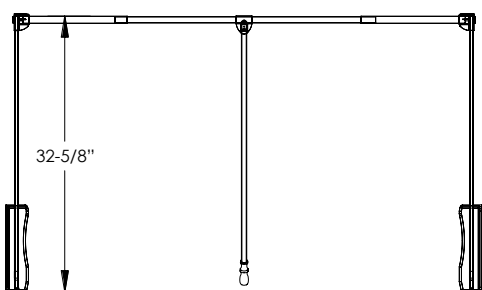


	For 21" – 24" openings	For 25-1/2" – 35" openings	For 33" – 48" openings
Weight Capacity	45 lb.	45 lb.	45 lb.
Chrome with Black Handle & Housing	1521	1523	1532
Black	–	1523-BLK	1532-BLK
	1 set/box 6 sets/ctn	1 set/box 6 sets/ctn	1 set/box 6 sets/ctn

Wardrobe Lift with Soft-close



- Integrated soft-close ensures smooth operation up & down
- Side-mount wardrobe lift with 45 lb. weight capacity
- Heavy-duty steel construction with plastic housing & handle
- Two sizes available and width adjustable to fit a wide range of openings
- Handle is adjustable for different desired heights
- Features mounting brackets to make installation easier and provide a clean finished look
- Instructions and mounting hardware included (some assembly required)



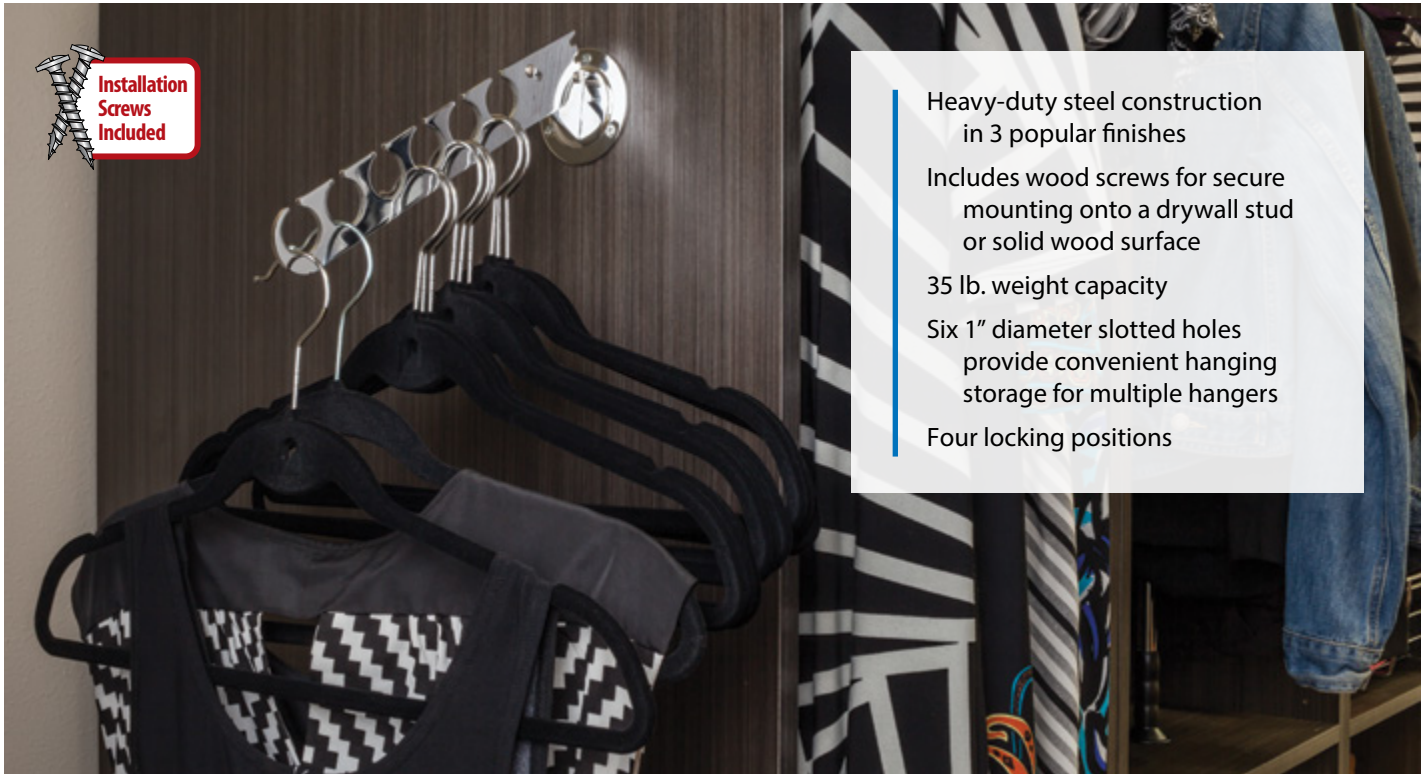
Soft-close bumper for smooth operation

Hidden mounting screws





	For 25-1/2" – 35" openings	For 33" – 48" openings
Weight Capacity	45 lb.	45 lb.
Chrome with Silver Handle & Housing	1523SC-PC	1532SC-PC
Black	1523SC-BLK	1532SC-BLK
	1 set/box 4 sets/ctn	1 set/box 4 sets/ctn

Laundry Valet



- Heavy-duty steel construction in 3 popular finishes
- Includes wood screws for secure mounting onto a drywall stud or solid wood surface
- 35 lb. weight capacity
- Six 1" diameter slotted holes provide convenient hanging storage for multiple hangers
- Four locking positions


Our heavy-duty laundry valet offers convenient and stylish hanging storage for your garments. The valet features an adjustable design that locks into four different angled positions and folds down when not in use. Its six slotted hole design can hold multiple hangers at a time, and wire neck hangers can easily be moved around. This versatile hanger is great for hanging garments to air dry in a laundry room, to hold coats in a closet or mudroom, or to create additional hanging space in the closet.



276LV-PC in down position

Laundry Valet	
Dimensions	3" W x 10-15/16" D x 3" H
Weight Capacity	35 lb.
Brushed Oil Rubbed Bronze	276LV-DBAC
Polished Chrome	276LV-PC
Satin Nickel	276LV-SN


4 pcs/box
32 pcs/ctn





Decorative Hooks

All Hardware Resources hooks are:

- Made to Last – Manufactured from zinc die-cast and weight tested to hold up to 35 lb.
- Same Beautiful Finishes – Available in the same popular finishes as our Jeffrey Alexander and Elements decorative cabinet hardware for a cohesive look throughout the house.
- Lifetime Warranty – Hardware Resources believes in quality, integrity, and reliability by offering a lifetime warranty on all our hooks.





 Brushed Oil Rubbed Bronze (DBAC)


 Satin Nickel (SN)

 Polished Chrome (PC)

YD60-550




 Brushed Oil Rubbed Bronze (DBAC)


 Satin Nickel (SN)

 Polished Chrome (PC)

YD55-587





 Brushed Oil Rubbed Bronze (DBAC)


 Satin Nickel (SN)

 Polished Chrome (PC)

YD45-431



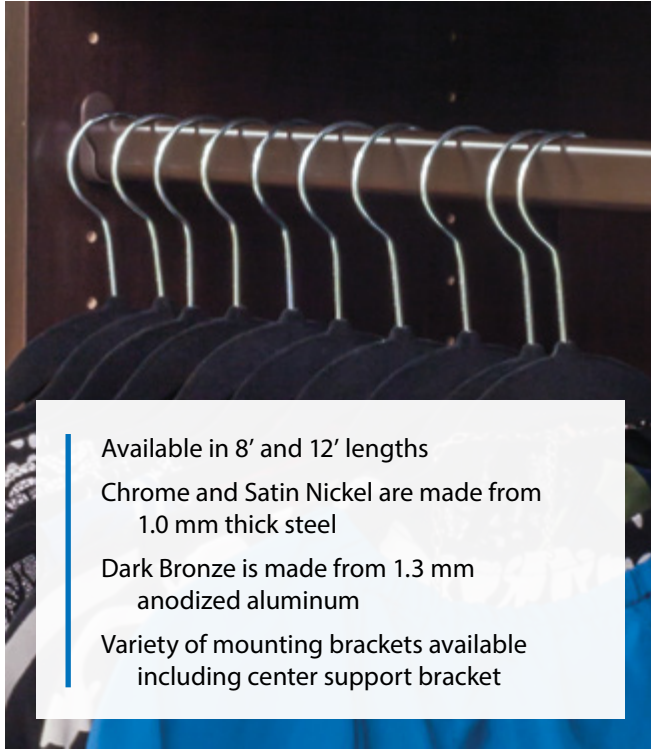
 Brushed Oil Rubbed Bronze (DBAC)

 Satin Nickel (SN)


 Polished Chrome (PC)

YT40C-400

Oval Closet Rods



Available in 8' and 12' lengths
 Chrome and Satin Nickel are made from 1.0 mm thick steel
 Dark Bronze is made from 1.3 mm anodized aluminum
 Variety of mounting brackets available including center support bracket



	8' Oval Rod	12' Oval Rod
Dimensions	19/32" x 1-3/16" x 8' CH & SN 1.0 mm Thick ORB 1.3 mm Thick	19/32" x 1-3/16" x 12' CH 1.0 mm Thick ORB 1.3 mm Thick
Chrome STEEL	15302CH-2	153012CH-2
Dark Bronze ALUMINUM	15302ORB-2	153012ORB-2
Satin Nickel STEEL	15302SN-2	

10 pcs/ctn*

10 pcs/ctn*

**NO BROKEN CARTONS. FULL CARTONS ONLY.*

Shelf & Rod Support Bracket

Heavy-duty 1" wide steel design
 Supports up to 150 lb. per bracket

Designed for use with Hardware Resources 15 mm x 30 mm Oval Closet Rods.
 8' and 12' rods available in Chrome (steel), Dark Bronze (aluminum) and Satin Nickel (steel)

10-3/4" overall height x 11-3/4" overall depth (11" interior bracket depth) x 1" wide

Screws included: 2 pcs #8 x 2" pan head for wall installation and #8 x 5/8" pan head to secure shelf



Dimensions	1" W x 11-3/4" D x 10-3/4" H
Weight Capacity	150 lb.
Chrome STEEL	1530CH
Dark Bronze STEEL	1530ORB
Satin Nickel STEEL	1530SN

2 pcs/box
 20 pcs/ctn

Oval Closet Rods



Support Brackets



Knock-in Mounting Bracket



Screw-in Mounting Bracket

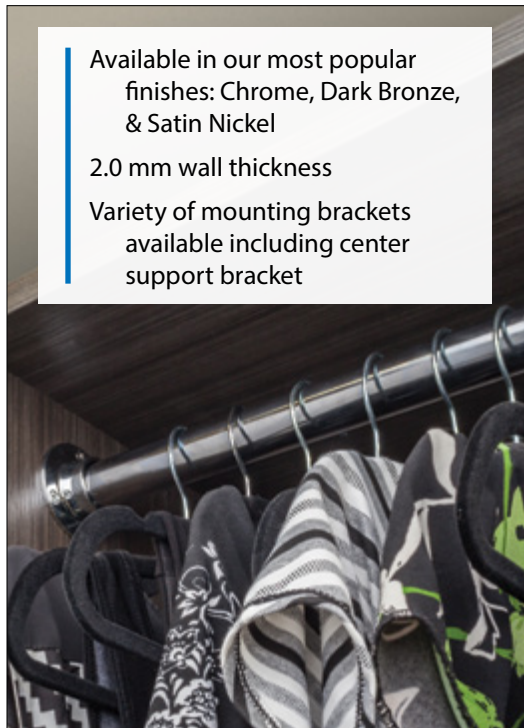


Center Support Bracket

Dimensions	5 mm Diameter Posts 32 mm Center to Center 1 Hole for Extra Screw	22 mm Center to Center Holes	28 mm Center to Center Holes 3" Overall Height
Chrome	M7160	M7175	M7190
Dark Bronze	M7160-ORB	M7175-ORB	M7190-ORB
Satin Nickel	M7160-SN	M7175-SN	M7190-SN
Recommended screw:	#6 flat head (optional)	#6 flat head	#6 flat head
	100 pcs/box 1,000 pcs/ctn	100 pcs/box 1,000 pcs/ctn	50 pcs/box 500 pcs/ctn

Round Closet Rods


Rods - 1-5/16" Diameter



Available in our most popular finishes: Chrome, Dark Bronze, & Satin Nickel

2.0 mm wall thickness

Variety of mounting brackets available including center support bracket



	8' Round Rod - Steel	8' Round Rod - Aluminum
Dimensions	1-5/16" Diameter x 8' 2.0 mm Wall Thickness	1-5/16" Diameter x 8' 2.0 mm Wall Thickness
Chrome	151696CH-2	151696CH-A
Dark Bronze		151696ORB-2
Satin Nickel	151696SN-2	151696SN-A

6 pcs/ctn*

6 pcs/ctn*

**NO BROKEN CARTONS. FULL CARTONS ONLY.*

Shelf & Rod Support Bracket

Heavy-duty 1" wide steel design

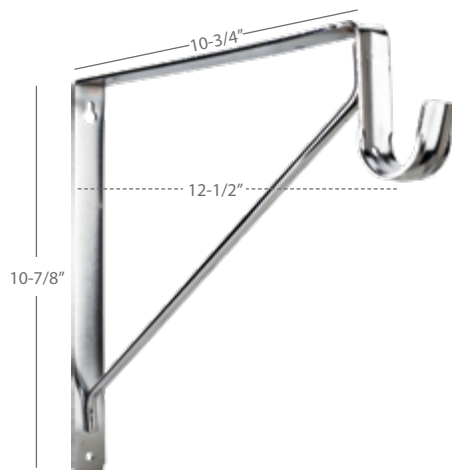
Supports up to 150 lb. per bracket

Designed for use with Hardware Resources 1-5/16" Diameter Round Closet Rods.

8' rods available in Chrome (steel), Dark Bronze (aluminum), and Satin Nickel (steel)

10-7/8" overall height x 12-1/2" overall depth (10-3/4" interior bracket depth) x 1" wide

Screws included: 2 pcs #8 x 2" pan head for wall installation and #8 x 5/8" pan head to secure shelf





Dimensions	1" W x 12-1/2" D x 10-7/8" H
Weight Capacity	150 lb.
Chrome STEEL	1516CH
Dark Bronze STEEL	1516ORB
Satin Nickel STEEL	1516SN
White STEEL	1516WH

2 pcs/box
20 pcs/ctn

Round Closet Rods

Support Brackets



Open Knock-in Mounting Bracket

Closed Knock-in Mounting Bracket

Open Screw-in Mounting Bracket

Closed Screw-in Mounting Bracket

Center Support Bracket

Dimensions	5 mm Diameter Posts 32 mm Center to Center 1 Hole for Extra Screw		2-11/16" Overall Width 3 Holes for Screws		2" Center to Center Holes 3" Overall Height
Chrome	M7340-CH	M7345-CH	M7350-CH	M7360-CH	M7370-CH
Dark Bronze	M7340-ORB	M7345-ORB	M7350-ORB	M7360-ORB	M7370-ORB
Satin Nickel	M7340-SN	M7345-SN	M7350-SN	M7360-SN	M7370-SN
Recommended screw:	#6 flat head (optional)	#6 flat head (optional)	screws included	screws included	#6 flat head
	50 pcs/box 200 pcs/ctn	50 pcs/box 200 pcs/ctn	20 pcs/box 200 pcs/ctn	50 pcs/box 200 pcs/ctn	50 pcs/box 200 pcs/ctn

Round Closet Rods

Rods - 1-1/16" Diameter

Woodwork Institute Approved
 Available in 8' and 12' lengths
 2.0 mm wall thickness
 Heavy-duty steel
 Variety of mounting brackets available including center support bracket



	8' Round Rod	12' Round Rod
Dimensions	1-1/16" Dia. x 8' 2.0 mm Wall Thickness	1-1/16" Dia. x 12' 2.0 mm Wall Thickness
Chrome STEEL	111696CH-2	111612CH

6 pcs/ctn*

6 pcs/ctn*

*NO BROKEN CARTONS. FULL CARTONS ONLY.

Support Brackets



Open Knock-in Mounting Bracket



Open Screw-in Mounting Bracket



Closed Screw-in Mounting Bracket



Center Support Bracket

Dimensions	5 mm Diameter Posts 32 mm Center to Center 1 Hole for Extra Screw	2-11/16" Overall Length 2" Center to Center Holes	28 mm Center to Center Holes 3" Overall Height	
Chrome	M7240	M7250	M7260	M7270
Recommended screw:	#6 flat head (optional)	screws included	screws included	#6 flat head
	250 pcs/ctn	250 pcs/ctn	250 pcs/ctn	50 pcs/box 200 pcs/ctn

Round Closet Rods

Rods - 1" Diameter

Anodized aluminum
 1.2 mm wall thickness
 Variety of mounting brackets available including center bracket



8' Round Rod

Dimensions	1" Diameter x 8' 1.2 mm Wall Thickness
Dark Bronze ALUMINUM	100096ORB-2

6 pcs/ctn*

*NO BROKEN CARTONS. FULL CARTONS ONLY.

Support Brackets



Open Knock-in Mounting Bracket



Open Screw-in Mounting Bracket



Closed Screw-in Mounting Bracket



Center Support Bracket

Dimensions	5 mm Diameter Posts 32 mm Center to Center 1 Hole for Extra Screw	2-11/16" Overall Length 2" Center to Center Holes	2" Center to Center Holes 3" Overall Height
Dark Bronze	M7240-ORB	M7250-ORB	M7260-ORB
Recommended screw:	#6 flat head (optional)	screws included	screws included
	250 pcs/ctn	250 pcs/ctn	250 pcs/ctn
			50 pcs/box 200 pcs/ctn



Light up a closet

Add lighting in a closet to create a soft ambience that makes it easier to match clothing and accessories while getting ready. See the following pages for a selection of Task Lighting & Power products perfectly suited for closet spaces.

View the full Task Lighting & Power section on pages 501-600.

LED Linear Fixtures

Easy-to-install, fully assembled fixtures

Linear fixtures install quickly with included mounting clips and are great for illuminating shelving and cabinetry in the closet. See pages 564-575 for details.

Angled profile




Flat profile



Recessed profile



LUMEN OUTPUT OPTIONS



Available Kelvin Temperatures: 3000K and 4000K single-white lighting or tunable-white 2700K-5000K.




TASKTM
lighting & power

LED Lighted Closet Rod

Create a luxury feel in a closet with a Lighted Closet Rod.

Fully assembled lighted closet rods are easy to install and provide high output illumination right where it's needed—on the clothing. See page 578 for details.

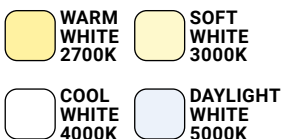


Satin Nickel fixture shown


AVAILABLE FINISH OPTIONS



AVAILABLE KELVIN TEMPERATURES



LUMEN OUTPUT





Available Kelvin Temperatures: 2700K, 3000K, 4000K, and 5000K single-white lighting or tunable-white 2700K-5000K.

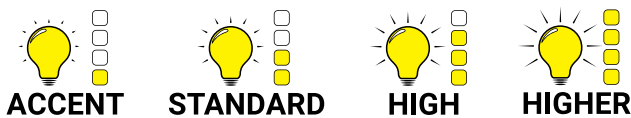
LED Tape Lighting

Flexible lighting is easy to install almost anywhere lighting is needed. Available in 12V or 24V in tunable-white or single-white temperature options.

See page 538 for tunable-white lighting and page 540 for single-white lighting.



LUMEN OUTPUT OPTIONS



Sensor Switches

Trigger lighting without touch—sensor options available for every application. See page 591.



PROXIMITY SENSOR

Place this sensor at the back of a drawer to trigger lighting when the drawer is opened and closed using infrared (IR) technology.



NEW DOPPLER MOTION SENSOR

Great for toe kick lighting, the Doppler motion sensor switch is easy to conceal underneath or behind panels up to 2" thick (like a cabinet door). The lights come on and stay on as long as motion is detected.



DOOR SENSOR

Mount this infrared (IR) sensor just inside a cabinet or drawer, and the lights will stay on as long as the door or drawer is open.

WAV Smart Receiver

Wirelessly connect to smart home lighting hubs for app and voice control of single-color or tunable lighting. See pages 596 & 598.





Highlight artwork, architecture, vases, and more with puck lights.

Puck Lights

TUNABLE-WHITE SERIES

Tunable-white lighting, 190 lumens/fixture
12-volt puck light. Surface or recess mount
options. See page 580 for details.



TUNABLE-WHITE KELVIN TEMPERATURES

For tunable-white lighting puck lights



PEARL SERIES

Single-white lighting, 180 lumens/fixture.
12-volt puck light. Surface or recess mount
options. See page 580 for details.



KELVIN TEMPERATURE OPTIONS

For single-white lighting puck lights



Angle Power Strip



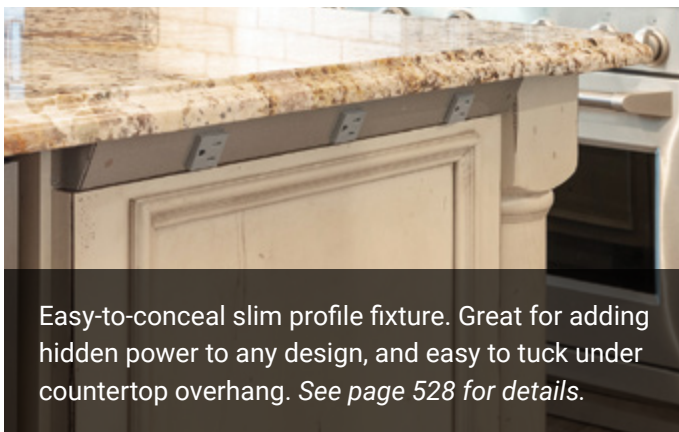
APT SERIES (Slim Profile)

15-amp tamper-resistant single receptacles,
custom options available.

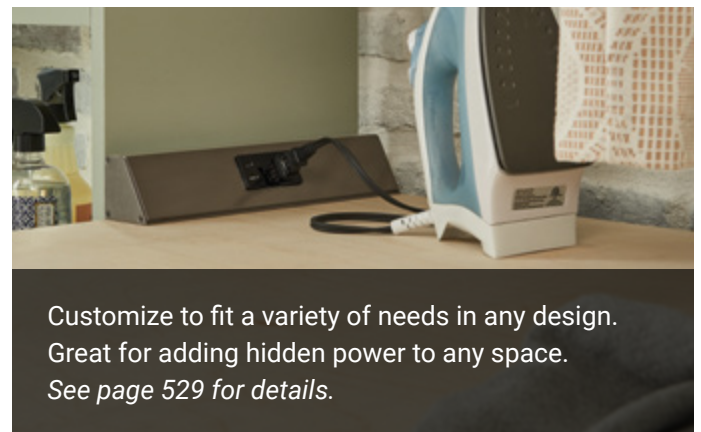


TR SERIES (Standard Profile)

20-amp tamper-resistant duplex receptacles,
large variety of custom options available.



Easy-to-conceal slim profile fixture. Great for adding hidden power to any design, and easy to tuck under countertop overhang. See page 528 for details.



Customize to fit a variety of needs in any design. Great for adding hidden power to any space. See page 529 for details.

Dovetail Drawer Boxes for Closets



Ordering specifications:

- Standard drawer, rollout, or high-back rollout boxes
- Assembled or unassembled
- Standard heights with custom depths & widths
- 1/4" standard bottom or thicker 1/2" bottom
- Optional universal notch for undermount slides
- Optional undermount slide clips, factory-installed

Easy Online Ordering & Instant Price Quoting

See website for details

Production and delivery:

- Competitive pricing
- Standard 7-day turnaround after order confirmation
- Quick-to-ship production on qualifying states



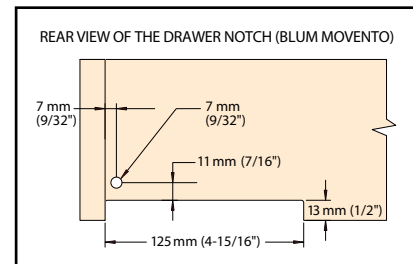
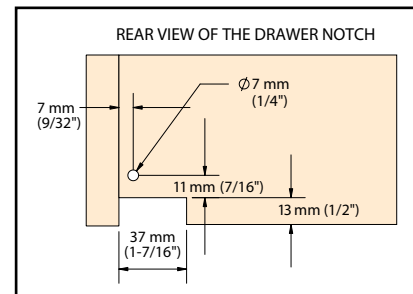
- A** 5/8" Hard Maple UV Coated or Unfinished
- B** 5/8" Aspen UV Coated
- C** 5/8" White Birch, Imported, Finger Jointed..... UV Coated
- D** 1/2" Birch Plywood UV Coated or Unfinished
- E** 1/2" Birch Plywood Edgebanded UV Coated
- F** 5/8" Rubberwood, Imported, Finger Jointed UV Coated

HEIGHT OPTIONS	2"	2.5"	3"	3.5"	4"	5"	6"	7"	8"	9"	9.5"	10"	11"	12"
1/2" Birch Plywood	x	x	x	x	x	x	x	x	x	x	x	x	x	x
1/2" Edgebanded Plywood		x	x		x	x	x	x	x	x		x	x	
5/8" Hardwoods	x	x	x	x	x	x	x	x	x	x	x	x	x	x
High-Back (all species)							x	x	x	x	x	x	x	x

*All high-back drawers will have a 3" front and a scoop cutout on the front face. 6" minimum height.

SIZING	Min. Depth	Max Depth	Min. Width (without clips)	Min. Width (with 4 & 6-way clips)	Min. Width (with 2-way clips)	Max Width	Min. Height
Standard Drawer							
5/8" Material	7"	51"	6"	7-1/4"	6-1/4"	51"	2"
1/2" Material	7"	51"	6"	7"	6"	51"	2"
Rollout Drawer							
5/8" Material	7"	51"	6"	7-1/4"	6-1/4"	51"	2"
1/2" Material	7"	51"	6"	7"	6"	51"	2"
High-Back Rollout							
5/8" Material	12"	51"	5-1/2"	7-1/4"	6-1/4"	51"	6"
1/2" Material	12"	51"	5-1/2"	7"	6"	51"	6"

Drawer boxes are manufactured in the USA by Hardware Resources. Hard Maple and Aspen are North American hardwoods. White Birch and Rubberwood are imported A/B grade hardwood, laminated & finger jointed. Birch plywood is Carb Compliant 9-ply high density plywood with no internal voids. UV cured coating is 100% solid and contains no VOC. Each UV coated piece is double coated to ensure a lasting finish.






Dovetail Drawer Boxes for Closets

Closet Organizers

Rollouts & High-Back Rollouts



Finger joints may be visible on top edge of box for White Birch



High-Back Rollout (minimum 6" height)

Complimentary High Definition Laser Engraving on Hardwood Boxes

- Upcharge per box for plywood
- Simply provide a high-resolution file of your logo. We'll do the rest!
- Accepted file types are EPS, AI, PDF, PSD, JPEG, TIFF
- Maximum logo size is 1-1/2" tall x 6" long
- Minimum box height for engraving is 3", minimum depth is 8"
- Not available on high-back rollouts or boxes over 24" deep
- Placed on the front left inside edge of the box
- One logo per customer - logos are kept on file for future orders
- *Don't have a logo? Choose from our preselected fonts to customize your company name*



Shelf Supports: Angled

5 mm Pin Diameter

Solid steel construction

3/4" long arm

Available in carton of 1,000 pcs.



Standard With 1/8" Hole With Brown Sleeve With White Sleeve With Clear Sleeve With Diamond Hole

Antique Brass	1706AB	1707AB	1708AB			
Antique Copper		1707AC	1708AC			1710AC
Black		1707BLK				
Bright Nickel	1706BN	1707BN	1708BN	1708WBN	1708CBN	1710BN
Polished Brass	1706PB	1707PB				
	1,000 pcs/ctn*	1,000 pcs/ctn*	1,000 pcs/ctn*	1,000 pcs/ctn*	1,000 pcs/ctn*	1,000 pcs/ctn*

**NO BROKEN CARTONS. FULL CARTONS ONLY.*

1/4" Pin Diameter

Solid steel construction

3/4" long arm

Available in carton of 1,000 pcs.



Standard With 1/8" Hole With Brown Sleeve With Brown Sleeve & 7/8" Long Arm

Antique Brass	1609AB	1610AB		
Antique Copper		1610AC	1611AC	1915AC
Bright Nickel	1609BN	1610BN		
Polished Brass		1610PB		
	1,000 pcs/ctn*	1,000 pcs/ctn*	1,000 pcs/ctn*	1,000 pcs/ctn*

**NO BROKEN CARTONS. FULL CARTONS ONLY.*

Shelf Supports: Spoon

3 mm Pin Diameter



Spoon

Bright Nickel	1103BN
	1,000 pcs/box*
	10,000 pcs/ctn

**NO BROKEN BOXES. FULL BOXES ONLY.*

Solid steel construction

Available in boxes of 1,000 pcs. and 10,000 pcs. master carton

5 mm Pin Diameter



Spoon



Spoon with Anti-Slide Barb



Grommet 5.5 mm drill Ø

Antique Brass	1306AB		1283AB
Antique Copper	1306AC		
Black	1306BLK		1283BLK
Bright Nickel	1306BN	1306BN-2	1283BN
Polished Brass	1306PB		1283PB
	1,000 pcs/box*	1,000 pcs/box*	1,000 pcs/box*
	6,000 pcs/ctn	6,000 pcs/ctn	5,000 pcs/ctn

**NO BROKEN BOXES. FULL BOXES ONLY.*

Solid steel construction

Anti-slide barb cuts into shelf and prevents shelf movement (1306BN-2)

Supports available in boxes of 1,000 pcs. and 6,000 pcs. master carton

Grommets available in boxes of 1,000 pcs. and 5,000 pcs. master carton

1/4" Pin Diameter



Spoon



Grommet 7.5 mm drill Ø

Antique Brass	1206AB	1284AB
Antique Copper	1206AC	
Black	1206BLK	1284BLK
Bright Nickel	1206BN	1284BN
Polished Brass	1206PB	1284PB
	1,000 pcs/box*	1,000 pcs/box*
	6,000 pcs/ctn	5,000 pcs/ctn

**NO BROKEN BOXES. FULL BOXES ONLY.*

Solid steel construction

Supports available in boxes of 1,000 pcs. and 6,000 pcs. master carton

Grommets available in boxes of 1,000 pcs. and 5,000 pcs. master carton

Shelf Supports: Pins

5 mm Pins



	16 mm Duplo	24 mm Straight	30 mm Straight	45 mm Straight
Antique Copper				
Bright Nickel		1402BN	418BN	1400BN
Zinc	1401ZN	1402ZN		
	1,000 pcs/ctn*	1,000 pcs/ctn*	1,000 pcs/ctn*	1,000 pcs/ctn*

**NO BROKEN CARTONS. FULL CARTONS ONLY.*

Solid steel construction

Available in carton of 1,000 pcs.

Zinc Supports - 5 mm Pin



Support with 5 mm Shelf Hold Pin

Zinc	1545ZN
	1,000 pcs/box*
	5,000 pcs/ctn

**NO BROKEN BOXES. FULL BOXES ONLY.*

Solid zinc die cast construction

Available in boxes of 1,000 pcs. and 5,000 pcs. master carton

Plastic Supports - 5 mm Pin



	Support
Almond	1438ALM-K 100 per bag
Brown	1438BRN-K 100 per bag
Clear	1438CL-K 100 per bag
White	1438WH-K 100 per bag
	50 bags/ctn

Synthetic injection molded plastic with steel pin

Each item contains a bag of 100 supports

Shelf Supports: Locks

Plastic Shelf Lock

Highly durable synthetic plastic construction
Available in a variety of pin diameters and shelf thickness combinations



	5 mm Pin 1/2" Shelf	5 mm Pin 5/8" Shelf	5 mm Pin 3/4" Shelf	1/4" Pin 5/8" Shelf	1/4" Pin 3/4" Shelf
Clear	7703CL-K	7704CL	7705CL	8704CL-K	8705CL-K
	1,750 pcs/box* 3,500 pcs/ctn	2,000 pcs/box* 4,000 pcs/ctn	2,500 pcs/box* 5,000 pcs/ctn	1,750 pcs/box* 3,500 pcs/ctn	1,750 pcs/box* 3,500 pcs/ctn

**NO BROKEN BOXES. FULL BOXES ONLY.*

Heavy-Duty Plastic Shelf Lock



	5 mm Double Pin 3/4" or 1" Shelf
Clear	7706CL
	2,000 pcs/ctn*

**NO BROKEN CARTONS. FULL CARTONS ONLY.*

500 lb. weight rating per set of 4
Highly durable synthetic plastic construction
Fits 3/4" or 1" shelf thickness
Two pins are 32 mm spaced
ANSI/BHMA A156.9-2003 Grade 1

Shelf Supports: Standards & Clips

Standards & Clips

Single track standards fit in 5/8" wide groove
 Standards quickly install using nails or screws (not included)
 Available in a variety of sizes which can also be cut to length
 Clips snap into place in 3/8" increments for a secure fit and can be easily removed and reattached



	<i>Standard Clip Builder Pack</i>	<i>Standard Clip Retail Pack</i>	<i>48" Standard</i>	<i>60" Standard</i>	<i>72" Standard</i>
Brass		1460BR-R			
Brown	1460AC	1460AC-R	TRK01-48BRN	TRK01-60BRN	TRK01-72BRN
Nickel/Zinc	1460NI	1460ZN-R	TRK01-48Zn	TRK01-60Zn	TRK01-72Zn
White	1460WH	1460WH-R	TRK01-48WH	TRK01-60WH	TRK01-72WH
	1,000 pcs/ctn*	20 pcs/pack 100 pks/ctn	20 pcs/ctn*	20 pcs/ctn*	20 pcs/ctn*

**NO BROKEN CARTONS. FULL CARTONS ONLY.*

Shelf Supports: Utility Bracket

Heavy-Duty Shelf Utility Bracket

Extra heavy-duty 1-1/4" wide steel design – supports up to 1200 lb. per pair

Thick white painted finish is durable and rust resistant

Supports shelving in a variety of residential and commercial environments: closets, garages, utility rooms, tool sheds, and laundry rooms

Also a perfect support for countertops

14" overall height x 21-1/4" overall depth

#10 x 3" pan head screws recommended for wall installation (sold separately)



Shelf Utility Bracket

Dimensions	1-1/4" W x 21-1/4" D x 14" H
Weight Capacity	600 lb.

White 1421WH

Recommended screw: #10 pan head

2 pcs/box
10 pcs/ctn

**NO BROKEN CARTONS. FULL CARTONS ONLY.*

You Buy. You Try. You Decide.

Place a Trial Order any new-to-you cabinet organizer products and try them out. If you're not satisfied we'll take them back. Guaranteed!

How the Trial Order program works

1. Place a Trial Order for any cabinet organizers. Trial Orders can be combined with a regular order. We pay the freight on Trial Orders.
2. Test the products risk-free.
3. If you're not completely satisfied, call us. We'll give you immediate full credit on the Trial Order purchase. We'll arrange for the products to be picked up later – no need to save the original packaging, ship them back, etc. We make it easy. We would appreciate hearing your observations on the products.



How to order

1. Place an order with your local sales rep or call **800-463-0660**
2. Use code **TRIAL-CABINETORG** for the Trial Order products



Hardware Resources believes in quality, integrity, and reliability. We uphold the highest standards of service and responsibility in the industry.

As such, Hardware Resources warrants all cabinet and closet organizers against defects in material and workmanship as long as the original consumer purchaser owns the products, if the original consumer purchased the products from an authorized distributor of Hardware Resources. Hardware Resources cannot guarantee the quality or condition of products from distributors who do not agree to meet our high standards, and therefore, no warranty is provided for products from unauthorized sellers.

If the finish of any of these items tarnishes, corrodes, rusts, begins to chip or rub off or has any other defect, Hardware Resources will send to the original purchaser, a new replacement product of the same or comparable style and quality at no charge. If a replacement is no longer available, Hardware Resources will refund to the original purchaser, the current wholesale value of the item.

This warranty is a warranty of replacement only. Hardware Resources specifically does not warrant removal of the product nor installation of replacement new product. This warranty does not apply when the item has been tampered with, misused, improperly installed, altered from the original form, or damaged through improper cleaning, abuse or accident.

In the unlikely event that a defective cabinet or closet organizer is encountered, please contact Customer Service at 800.463.0660. Please be able to provide a brief description and photographs of the defect.