

Micron Solutions Brochure



LVT



VCT



Linoleum




Quarry Tile




Natural Stone




Concrete



Rubber



Porcelain/Ceramic



Terrazzo



Replace Floor Finish on Vinyl Composition Tile (VCT)



No More Stripping, Forever

- Less Product Usage
- Less Scrub & Recoats
 - Less Burnishing
 - Dries in 10 minutes
- More Resistant to Alcohol Hand Sanitizers
- More Resistant to Disinfectants
- More Resistant to Scratching

Floor Prep

Remove floor finish
Clean floor

Application

Two applications of Micron Primer
@ 2,500 sq. feet/gallon/coat
Burnish
Two applications of Vinyl Seal
@ 5,000 sq. feet/gallon/coat
Burnish after each application

Maintenance

Do not use citrus cleaners
Do not use cleaners with D-Limonene
As needed, clean floor with Micron Clean,
red scrubbing pad with extraction
Burnish as needed with 3M 3100 Aqua pad
Periodically, clean with Micron Restore
@ 6-10 oz/gal of water
Infrequently, apply another application or two
of sealer & burnish
No need to strip the floor



Seal Luxury Vinyl Tile (LVT)



Easier to Clean Floor

- Protect from Scratching
 - Protect from Staining
 - Protect from Scuffing
 - No Stripping, Ever
- Resistant to Alcohol Sanitizers
 - Resistant to Disinfectants
 - Attractive Traction
 - Dries in 10 minutes
- Less Labor and Cost to Maintain than Floor Finish
- Offers Sheens from Satin to Gloss

Floor Prep

Clean floor with green or Enhanced Prep Pad

Application

Apply 3 applications of Micron Sealer @ 5,000 sq. feet per gallon per coat

Maintenance

Do not use citrus cleaners

Do not use cleaners with D-Limonene

As needed, clean floor with Micron Clean, red scrubbing pad with extraction

Burnish as needed with 3M 3100 Aqua pad

Periodically, clean with Micron Restore @ 6-10 oz/gal of water

Infrequently, apply another application or two of sealer & burnish

No need to strip the floor



Seal and Burnish Luxury Vinyl Tile (LVT) and Sheet Vinyl



Have the Shine You Want

- High shine
- Protect from Scratching
 - Protect from Staining
 - No Stripping, Ever
- Resistant to Alcohol Sanitizers
 - Resistant to Disinfectants
 - Attractive Traction
 - Dries in 10 Minutes
- Less Labor & Costs to Maintain

Floor Prep

Clean floor with green or Enhanced Prep Pad

Application

Apply 3 applications of Micron Sealer @ 5,000 sq. feet per gallon per coat
Burnish after each application

Maintenance

Do not use citrus cleaners

Do not use cleaners with D-Limonene

As needed, clean floor with Micron Clean, red scrubbing pad with extraction

Burnish as needed with 3M 3100 Aqua pad

Periodically, clean with Micron Restore @ 6-10 oz/gal of water

Infrequently, apply another application or two of sealer & burnish

No need to strip the floor



Restore and Seal Linoleum



The After picture shows the Micron Sealer burnished. A satin finish is the result with no burnishing.

Restore vs. Replace Linoleum

- Fast Process
- Far Less Costly than Replacement
 - Easy to Clean and Maintain
 - Resistant to Alcohol Hand Sanitizers and Disinfectants
- Much Less Cost to Maintain than Floor Finish (Wax)
 - Green

Floor Prep

Clean floor with NeverStrip Micron Clean with Maroon X Restoration Pad
Added weight on floor machine is desired
Flip pad every 500 sq. feet

Application

Apply 4 applications of Micron Sealer @ 5,000 sq. feet per gallon per coat
Burnish after each application if higher shine is desired

Maintenance

Do not use citrus cleaners
Clean floor with Micron Clean and red scrubbing pad
Periodically, clean with Micron Restore @ 6 oz./gal of water
Burnish after cleaning to maintain a higher sheen

Seal Rubber Flooring for Easier Cleaning



Shine with Traction

- Provides an Attractive Sheen
 - Easier to Clean Floor
 - Easier to Remove Scuffs, Marks and Stains
- Retains Attractive Traction
 - Resistant to Alcohol Hand Sanitizers
- Resistant to Many Disinfectants

Floor Prep

Clean floor with NeverStrip Deep Clean with green scrubbing pad
Added weight on floor machine is desired
Flip pad every 500 sq. feet

Application

Apply 3 applications of Micron Sealer @ 5,000 sq. feet per gallon per coat

Maintenance

Do not use citrus cleaners
Clean floor with Micron Clean and red scrubbing pad
Periodically, clean with Micron Restore @ 6 oz/gal of water
Infrequently, clean, apply another application or two of sealer and burnish

Restroom Tile & Grout Restoration



Restore in Less Than a Day

- Seal Grout with Grout Color Sealer
- Seal the entire floor with Tile Seal
- Restore floor to a like new appearance
- Attractive traction
- Long lasting; resistant to urine and disinfectants
- Easy to clean and maintain

Floor Prep

Clean floor with NeverStrip Deep Clean and brush

Added weight on floor machine is desired

Application

Apply Grout Color Sealer

Apply 3 applications of Tile Seal

@ 5,000 sq. feet per gallon per coat

Maintenance

Do not use citrus cleaners

As needed, clean floor with Micron Clean and red scrubbing pad

Periodically, clean with Micron Restore @ 6 oz/gal of water

Infrequently, apply another application or two of sealer

Color Grout and Seal Quarry Tile



Transform Quarry Tile to Better Than New

- Dramatic Color Enrichment
 - Color Seal Grout
- Easier to Clean and Keep Clean
 - Resistant to Urine
 - Attractive Traction
- Resistant to Many Disinfectants

Floor Prep

Clean floor with NeverStrip Deep Clean and brush

Application

Apply Grout Color Sealer
Apply 3 applications of Tile Seal
@ 5,000 sq. feet per gallon per coat

Maintenance

Do not use citrus cleaners
Do not use cleaners with D-Limonene
As needed, clean floor with Micron Clean, red scrubbing pad with extraction
Periodically, clean with Micron Restore
@ 6-10 oz/gal of water
Infrequently, apply another application or two of sealer

Note: not recommended for commercial kitchens without first performing a test pilot



Seal Large Porcelain Tiles



10-Minute Dry Times

- Fast drying
- Outstanding adhesion
- Attractive satin finish
 - Attractive traction
- Easy to clean and maintain
 - Cost effective

Floor Prep

Clean floor with NeverStrip Deep Clean and green scrubbing pad

Application

Apply Grout Color Sealer if needed
Apply 3 applications of Tile Seal @ 6,000 sq. feet per gallon per application

Maintenance

Do not use citrus cleaners
Do not use cleaners with D-Limonene
As needed, clean floor with Micron Clean, red scrubbing pad with extraction
Periodically, clean with Micron Restore @ 6-10 oz/gal of water
Infrequently, apply another application or two of sealer



Seal & Polish Terrazzo



No Special Equipment/ Knowledge Required

- No need for planetary grinder
 - Use standard 175 rpm floor machine
 - Rapid in-use times
- Easy to clean and maintain
 - Attractive traction
 - Long lasting

Floor Prep

Clean floor with NeverStrip Deep Clean and green scrubbing pad

Wet Hone and Polish floor with desired NeverStrip Diamond pads with 175 rpm buffer Pads (Coarse, Hone, Satin & Shine)

Application

Apply 2-3 applications of Stone, Terrazzo & Concrete Seal @ 4,000-5,000 sq. feet per gallon per application

Burnish with 3M 3100 Aqua pad or NeverStrip Shine Pad after each application

Maintenance

Do not use citrus cleaners


Do not use cleaners with D-Limonene

As needed, clean floor with Micron Clean, red scrubbing pad with extraction

Burnish as needed

Periodically, clean with Micron Restore @ 6-10 oz/gal of water

Seal Shower Walls and Grout



Easier to Clean Shower Walls

- Restores Faded-Out Colors for a Richer Look-Stone and Grout
- Makes it Easier/Faster to Clean the Stone and Grout
 - Requires Less Aggressive Cleaning Methods and Chemicals to Maintain
- Less than 30 Minute Dry Times
 - Resistant to Disinfectants
 - No Odor

Floor Prep

Clean floor & walls with NeverStrip Deep Clean and green scrubbing pad

Application

Apply Grout Color Sealer to the grout
Apply 3 applications of Stone, Terrazzo & Concrete Seal @ 4,000-5,000 sq. feet per gallon per application on natural stone or
Apply 3 applications of Tile Seal @ 6,000 sq. feet per gallon per coat to ceramic or porcelain

Maintenance

Do not use citrus cleaners
Do not use cleaners with D-Limonene
As needed, clean floor with Micron Clean, red scrubbing pad with extraction
Burnish as needed
Periodically, clean with Micron Restore @ 6-10 oz/gal of water

Seal Exterior Granite



Holds up to Winter Salt

- Outstanding adhesion
 - UV Resistant
 - Easy to clean
 - Durable
- Attractive traction
- Desireable appearance

Floor Prep

Clean floor & walls with NeverStrip Deep Clean and green scrubbing pad

Application

Color seal grout lines if desired
Apply 3 applications of Stone, Terrazzo & Concrete Seal @ 4,000-5,000 sq. feet per gallon per application

Maintenance

Do not use citrus cleaners
Do not use cleaners with D-Limonene
As needed, clean floor with Micron Clean, red scrubbing pad with extraction
Burnish as needed
Periodically, clean with Micron Restore @ 6-10 oz/gal of water
Infrequently, apply another application or two of sealer



Revive Dull, Previously Polished Concrete



Billions of Sq. Feet of Dull Polished Concrete in the USA/Canada

- Cost effective approach
 - Easy to clean
- Easy to retain quality polished appearance
 - Attractive traction
 - No dust
 - Fast

Floor Prep

Clean floor with NeverStrip Deep Clean and green scrubbing pad

Application

Apply 2-3 applications of Stone, Terrazzo & Concrete Seal @ 4,000-5,000 sq. feet per gallon per application

Burnish with 3M 3100 Aqua pad or NeverStrip Shine Pad after each application

Maintenance

Do not use citrus cleaners

Do not use cleaners with D-Limonene

As needed, clean floor with Micron Clean, red scrubbing pad with extraction

Burnish as needed

Periodically, clean with Micron Restore @ 6-10 oz/gal of water

Infrequently, apply another application or two of sealer



Seal & Polish Natural Stone



Fast & Easy Seal & Polish of Natural Stone

- Standard 175 rpm floor machine
 - NeverStrip Diamond Encrusted Pad
- Two applications of Stone, Terrazzo & Concrete Seal
- Burnish with 11,000 grit Shine pad
 - Protection from staining and etching
 - Attractive traction

Floor Prep

Clean floor with NeverStrip Deep Clean and green scrubbing pad

Wet Hone and Polish floor with desired NeverStrip Diamond pads with 175 rpm buffer Pads (Coarse, Hone, Satin & Shine)

Application

Apply 2-3 applications of Stone, Terrazzo & Concrete Seal @ 4,000-5,000 sq. feet per gallon per application

Burnish with 3M 3100 Aqua pad or NeverStrip Shine Pad after each application

Maintenance

Do not use citrus cleaners

Do not use cleaners with D-Limonene

As needed, clean floor with Micron Clean, red scrubbing pad with extraction

Burnish as needed

Periodically, clean with Micron Restore @ 6-10 oz/gal of water



Densify & Seal Cement Overlays and Concrete



Densify and Seal

- Eliminate concrete dusting
 - Make floor easy to clean & keep clean
 - Protect from staining
 - Attractive traction
 - Fast process - 10 - 20 minute dry times
- No special equipment needed

Floor Prep

Clean floor with NeverStrip Deep Clean and green scrubbing pad

Application

To porous surfaces:

Apply 2 applications of Densi Prime @ 1500 sq. feet per gallon per application

Apply 2 applications of Stone, Terrazzo & Concrete Seal @ 4,000 sq. feet per gallon per application

To non-porous surfaces:

Apply 2-3 applications of Stone, Terrazzo & Concrete Seal @ 4,000 sq. feet per gallon per application

Maintenance

Do not use citrus cleaners

Do not use cleaners with D-Limonene

As needed, clean floor with Micron Clean, red scrubbing pad with extraction

Burnish as needed

Periodically, clean with Micron Restore @ 6-10 oz/gal of water



NeverStrip Micron Sealers are based on patent protected, **21st Century Floor Care Technology**. These sealers are micron-thin and largely inorganic-based. NeverStrip introduced these products to the North American floor care maintenance marketplace during 2013. The sealers are being used on essentially all types of non carpet flooring. Thousands of applications have been completed and are being maintained within a diverse and broad range of residential and commercial facilities.

The Benefits are: Attractive Appearance; Long Lasting Performance; Improved Floor Protection; Cost-Effective Refresh-ability, Simple Application and Maintenance; Less Floor Care Labor and Reduced Floor Care Costs.



The Micron product portfolio provides systems that create solutions across all types of hard surface materials.

Ceramic, Porcelain, Quarry Tile and Brick

- Clean and Seal
- Tile and Grout Restoration with Grout Color Sealer

Resilient including LVT, VCT, Sheet Vinyl, Rubber and Linoleum

- Replace wax on VCT
- Clean, Seal and Protect
- Restoration

Stone, Terrazzo and Concrete

- Clean and Seal (Stone and Terrazzo)
- Clean, Densify and Seal (Concrete)
- Polish, Seal and Burnish – 175 rpm machine with Diamond Pads (all)
- Grind, Densify, Seal and Burnish – with planetary machine (Concrete)
- Refresh Previously Polished Floors (all)