



## Micron Solutions Brochure



LVT




VCT



Linoleum




Quarry Tile




Natural Stone




Concrete



Rubber



Porcelain/Ceramic



Terrazzo



## Replace Floor Finish on Vinyl Composition Tile (VCT)



### No More Stripping, Forever

- Less Product Usage
- Less Scrub & Recoats
  - Less Burnishing
  - Dries in 10 minutes
- More Resistant to Alcohol Hand Sanitizers
- More Resistant to Disinfectants
- More Resistant to Scratching

### Floor Prep

Remove floor finish  
Clean floor

### Application

Two applications of Micron Primer  
@ 2,500 sq. feet/gallon/coat  
Burnish  
Two applications of Vinyl Seal  
@ 5,000 sq. feet/gallon/coat  
Burnish after each application

### Maintenance

Do not use citrus cleaners  
Do not use cleaners with D-Limonene  
As needed, clean floor with Micron Clean,  
red scrubbing pad with extraction  
Burnish as needed with 3M 3100 Aqua pad  
Periodically, clean with Micron Restore  
@ 6-10 oz/gal of water  
Infrequently, apply another application or two  
of sealer & burnish  
No need to strip the floor



## Seal Luxury Vinyl Tile (LVT)



### Easier to Clean Floor

- Protect from Scratching
  - Protect from Staining
  - Protect from Scuffing
    - No Stripping, Ever
- Resistant to Alcohol Sanitizers
  - Resistant to Disinfectants
    - Attractive Traction
    - Dries in 10 minutes
- Less Labor and Cost to Maintain than Floor Finish
- Offers Sheens from Satin to Gloss

### Floor Prep

Clean floor with green or Enhanced Prep Pad

### Application

Apply 3 applications of Micron Sealer @ 5,000 sq. feet per gallon per coat

### Maintenance

Do not use citrus cleaners

Do not use cleaners with D-Limonene

As needed, clean floor with Micron Clean, red scrubbing pad with extraction

Burnish as needed with 3M 3100 Aqua pad

Periodically, clean with Micron Restore @ 6-10 oz/gal of water

Infrequently, apply another application or two of sealer & burnish

No need to strip the floor



## Seal and Burnish Luxury Vinyl Tile (LVT) and Sheet Vinyl



### Have the Shine You Want

- High shine
- Protect from Scratching
  - Protect from Staining
  - No Stripping, Ever
- Resistant to Alcohol Sanitizers
  - Resistant to Disinfectants
  - Attractive Traction
  - Dries in 10 Minutes
- Less Labor & Costs to Maintain

### Floor Prep

Clean floor with green or Enhanced Prep Pad

### Application

Apply 3 applications of Micron Sealer @ 5,000 sq. feet per gallon per coat  
Burnish after each application

### Maintenance

Do not use citrus cleaners

Do not use cleaners with D-Limonene

As needed, clean floor with Micron Clean, red scrubbing pad with extraction

Burnish as needed with 3M 3100 Aqua pad

Periodically, clean with Micron Restore @ 6-10 oz/gal of water

Infrequently, apply another application or two of sealer & burnish

No need to strip the floor



## Restore and Seal Linoleum



*The After picture shows the Micron Sealer burnished. A satin finish is the result with no burnishing.*

### Restore vs. Replace Linoleum

- Fast Process
- Far Less Costly than Replacement
  - Easy to Clean and Maintain
  - Resistant to Alcohol Hand Sanitizers and Disinfectants
- Much Less Cost to Maintain than Floor Finish (Wax)
  - Green

### Floor Prep

Clean floor with NeverStrip Micron Clean with Maroon X Restoration Pad  
Added weight on floor machine is desired  
Flip pad every 500 sq. feet

### Application

Apply 4 applications of Micron Sealer @ 5,000 sq. feet per gallon per coat  
Burnish after each application if higher shine is desired

### Maintenance

Do not use citrus cleaners  
Clean floor with Micron Clean and red scrubbing pad  
Periodically, clean with Micron Restore @ 6 oz./gal of water  
Burnish after cleaning to maintain a higher sheen



## Seal Rubber Flooring for Easier Cleaning



### Shine with Traction

- Provides an Attractive Sheen
  - Easier to Clean Floor
  - Easier to Remove Scuffs, Marks and Stains
- Retains Attractive Traction
  - Resistant to Alcohol Hand Sanitizers
- Resistant to Many Disinfectants

### Floor Prep

Clean floor with NeverStrip Deep Clean with green scrubbing pad  
Added weight on floor machine is desired  
Flip pad every 500 sq. feet

### Application

Apply 3 applications of Micron Sealer @ 5,000 sq. feet per gallon per coat

### Maintenance

Do not use citrus cleaners  
Clean floor with Micron Clean and red scrubbing pad  
Periodically, clean with Micron Restore @ 6 oz/gal of water  
Infrequently, clean, apply another application or two of sealer and burnish



## Restroom Tile & Grout Restoration



### Restore in Less Than a Day

- Seal Grout with Grout Color Sealer
- Seal the entire floor with Tile Seal
- Restore floor to a like new appearance
  - Attractive traction
- Long lasting; resistant to urine and disinfectants
- Easy to clean and maintain

### Floor Prep

Clean floor with NeverStrip Deep Clean and brush

Added weight on floor machine is desired

### Application

Apply Grout Color Sealer

Apply 3 applications of Tile Seal

@ 5,000 sq. feet per gallon per coat

### Maintenance

Do not use citrus cleaners

As needed, clean floor with Micron Clean and red scrubbing pad

Periodically, clean with Micron Restore @ 6 oz/gal of water

Infrequently, apply another application or two of sealer



## Color Grout and Seal Quarry Tile



### Transform Quarry Tile to Better Than New

- Dramatic Color Enrichment
  - Color Seal Grout
- Easier to Clean and Keep Clean
  - Resistant to Urine
  - Attractive Traction
- Resistant to Many Disinfectants

### Floor Prep

Clean floor with NeverStrip Deep Clean and brush

### Application

Apply Grout Color Sealer  
Apply 3 applications of Tile Seal  
@ 5,000 sq. feet per gallon per coat

### Maintenance

Do not use citrus cleaners  
Do not use cleaners with D-Limonene  
As needed, clean floor with Micron Clean, red scrubbing pad with extraction  
Periodically, clean with Micron Restore  
@ 6-10 oz/gal of water  
Infrequently, apply another application or two of sealer

Note: not recommended for commercial kitchens without first performing a test pilot





## Seal Large Porcelain Tiles



### 10-Minute Dry Times

- Fast drying
- Outstanding adhesion
- Attractive satin finish
  - Attractive traction
- Easy to clean and maintain
  - Cost effective

### Floor Prep

Clean floor with NeverStrip Deep Clean and green scrubbing pad

### Application

Apply Grout Color Sealer if needed  
Apply 3 applications of Tile Seal @ 6,000 sq. feet per gallon per application

### Maintenance

Do not use citrus cleaners  
Do not use cleaners with D-Limonene  
As needed, clean floor with Micron Clean, red scrubbing pad with extraction  
Periodically, clean with Micron Restore @ 6-10 oz/gal of water  
Infrequently, apply another application or two of sealer



## Seal & Polish Terrazzo



### No Special Equipment/ Knowledge Required

- No need for planetary grinder
  - Use standard 175 rpm floor machine
  - Rapid in-use times
- Easy to clean and maintain
  - Attractive traction
  - Long lasting

### Floor Prep

Clean floor with NeverStrip Deep Clean and green scrubbing pad  
Wet Hone and Polish floor with desired NeverStrip Diamond pads with 175 rpm buffer Pads (Coarse, Hone, Satin & Shine)

### Application


Apply 2-3 applications of Stone, Terrazzo & Concrete Seal @ 4,000-5,000 sq. feet per gallon per application  
Burnish with 3M 3100 Aqua pad or NeverStrip Shine Pad after each application

### Maintenance

Do not use citrus cleaners  
Do not use cleaners with D-Limonene  
As needed, clean floor with Micron Clean, red scrubbing pad with extraction  
Burnish as needed  
Periodically, clean with Micron Restore @ 6-10 oz/gal of water



## Seal Shower Walls and Grout



### Easier to Clean Shower Walls

- Restores Faded-Out Colors for a Richer Look-Stone and Grout
- Makes it Easier/Faster to Clean the Stone and Grout
  - Requires Less Aggressive Cleaning Methods and Chemicals to Maintain
- Less than 30 Minute Dry Times
  - Resistant to Disinfectants
    - No Odor

### Floor Prep

Clean floor & walls with NeverStrip Deep Clean and green scrubbing pad

### Application

Apply Grout Color Sealer to the grout  
Apply 3 applications of Stone, Terrazzo & Concrete Seal @ 4,000-5,000 sq. feet per gallon per application on natural stone or  
Apply 3 applicaitons of Tile Seal @ 6,000 sq. feet per gallon per coat to ceramic or porcelain

### Maintenance

Do not use citrus cleaners  
Do not use cleaners with D-Limonene  
As needed, clean floor with Micron Clean, red scrubbing pad with extraction  
Burnish as needed  
Periodically, clean with Micron Restore @ 6-10 oz/gal of water



## Seal Exterior Granite



### Holds up to Winter Salt

- Outstanding adhesion
  - UV Resistant
  - Easy to clean
  - Durable
- Attractive traction
- Desireable appearance

### Floor Prep

Clean floor & walls with NeverStrip Deep Clean and green scrubbing pad

### Application

Color seal grout lines if desired  
Apply 3 applications of Stone, Terrazzo & Concrete Seal @ 4,000-5,000 sq. feet per gallon per application

### Maintenance

Do not use citrus cleaners  
Do not use cleaners with D-Limonene  
As needed, clean floor with Micron Clean, red scrubbing pad with extraction  
Burnish as needed  
Periodically, clean with Micron Restore @ 6-10 oz/gal of water  
Infrequently, apply another application or two of sealer



## Revive Dull, Previously Polished Concrete



### Billions of Sq. Feet of Dull Polished Concrete in the USA/Canada

- Cost effective approach
  - Easy to clean
- Easy to retain quality polished appearance
  - Attractive traction
  - No dust
  - Fast

### Floor Prep

Clean floor with NeverStrip Deep Clean and green scrubbing pad

### Application

Apply 2-3 applications of Stone, Terrazzo & Concrete Seal @ 4,000-5,000 sq. feet per gallon per application

Burnish with 3M 3100 Aqua pad or NeverStrip Shine Pad after each application

### Maintenance

Do not use citrus cleaners

Do not use cleaners with D-Limonene

As needed, clean floor with Micron Clean, red scrubbing pad with extraction

Burnish as needed

Periodically, clean with Micron Restore @ 6-10 oz/gal of water

Infrequently, apply another application or two of sealer



## Seal & Polish Natural Stone



### Fast & Easy Seal & Polish of Natural Stone

- Standard 175 rpm floor machine
  - NeverStrip Diamond Encrusted Pad
- Two applications of Stone, Terrazzo & Concrete Seal
- Burnish with 11,000 grit Shine pad
  - Protection from staining and etching
  - Attractive traction

### Floor Prep

Clean floor with NeverStrip Deep Clean and green scrubbing pad

Wet Hone and Polish floor with desired NeverStrip Diamond pads with 175 rpm buffer Pads (Coarse, Hone, Satin & Shine)

### Application

Apply 2-3 applications of Stone, Terrazzo & Concrete Seal @ 4,000-5,000 sq. feet per gallon per application

Burnish with 3M 3100 Aqua pad or NeverStrip Shine Pad after each application

### Maintenance

Do not use citrus cleaners

Do not use cleaners with D-Limonene

As needed, clean floor with Micron Clean, red scrubbing pad with extraction

Burnish as needed

Periodically, clean with Micron Restore @ 6-10 oz/gal of water



## Densify & Seal Cement Overlays and Concrete



### Densify and Seal

- Eliminate concrete dusting
- Make floor easy to clean & keep clean
- Protect from staining
- Attractive traction
- Fast process - 10 - 20 minute dry times
- No special equipment needed

### Floor Prep

Clean floor with NeverStrip Deep Clean and green scrubbing pad

### Application

#### To porous surfaces:

Apply 2 applications of Densi Prime @ 1500 sq. feet per gallon per application

Apply 2 applications of Stone, Terrazzo & Concrete Seal @ 4,000 sq. feet per gallon per application

#### To non-porous surfaces:

Apply 2-3 applications of Stone, Terrazzo & Concrete Seal @ 4,000 sq. feet per gallon per application

### Maintenance

Do not use citrus cleaners

Do not use cleaners with D-Limonene

As needed, clean floor with Micron Clean, red scrubbing pad with extraction

Burnish as needed

Periodically, clean with Micron Restore @ 6-10 oz/gal of water



**NeverStrip Micron Sealers** are based on patent protected, **21st Century Floor Care Technology**. These sealers are micron-thin and largely inorganic-based. NeverStrip introduced these products to the North American floor care maintenance marketplace during 2013. The sealers are being used on essentially all types of non carpet flooring. Thousands of applications have been completed and are being maintained within a diverse and broad range of residential and commercial facilities.

**The Benefits are:** Attractive Appearance; Long Lasting Performance; Improved Floor Protection; Cost-Effective Refresh-ability, Simple Application and Maintenance; Less Floor Care Labor and Reduced Floor Care Costs.



**The Micron product portfolio provides systems that create solutions across all types of hard surface materials.**

**Ceramic, Porcelain, Quarry Tile and Brick**

- Clean and Seal
- Tile and Grout Restoration with Grout Color Sealer

**Resilient including LVT, VCT, Sheet Vinyl, Rubber and Linoleum**

- Replace wax on VCT
- Clean, Seal and Protect
- Restoration

**Stone, Terrazzo and Concrete**

- Clean and Seal (Stone and Terrazzo)
- Clean, Densify and Seal (Concrete)
- Polish, Seal and Burnish – 175 rpm machine with Diamond Pads (all)
- Grind, Densify, Seal and Burnish – with planetary machine (Concrete)
- Refresh Previously Polished Floors (all)