

THIS TECHNIQUE WILL ACCURATELY RECORD THREE DIMENSIONAL INFORMATION

- ◆ **RECORDS VERTICAL DIMENSION**
- ◆ **ESTABLISHES BITE REGISTRATION**
- ◆ **AIDS IN TOOTH SELECTION**

OTHER BENEFITS INCLUDE:

- ◆ **REDUCED CHAIR TIME**
- ◆ **VERY SIMPLE AND FAST**
- ◆ **PATIENT DOES NOT HAVE TO BE WITHOUT DENTURE**

Lab Putty



✦ **EXAFLEX PUTTY**
BY
GC AMERICA

✦ **800-323-7063**



✦ **SIL TECH SUPER**
BY
IVOCLAR

✦ **800-533-6825**

(Sil-Tech is more rigid, but both will work.)

Putty Method



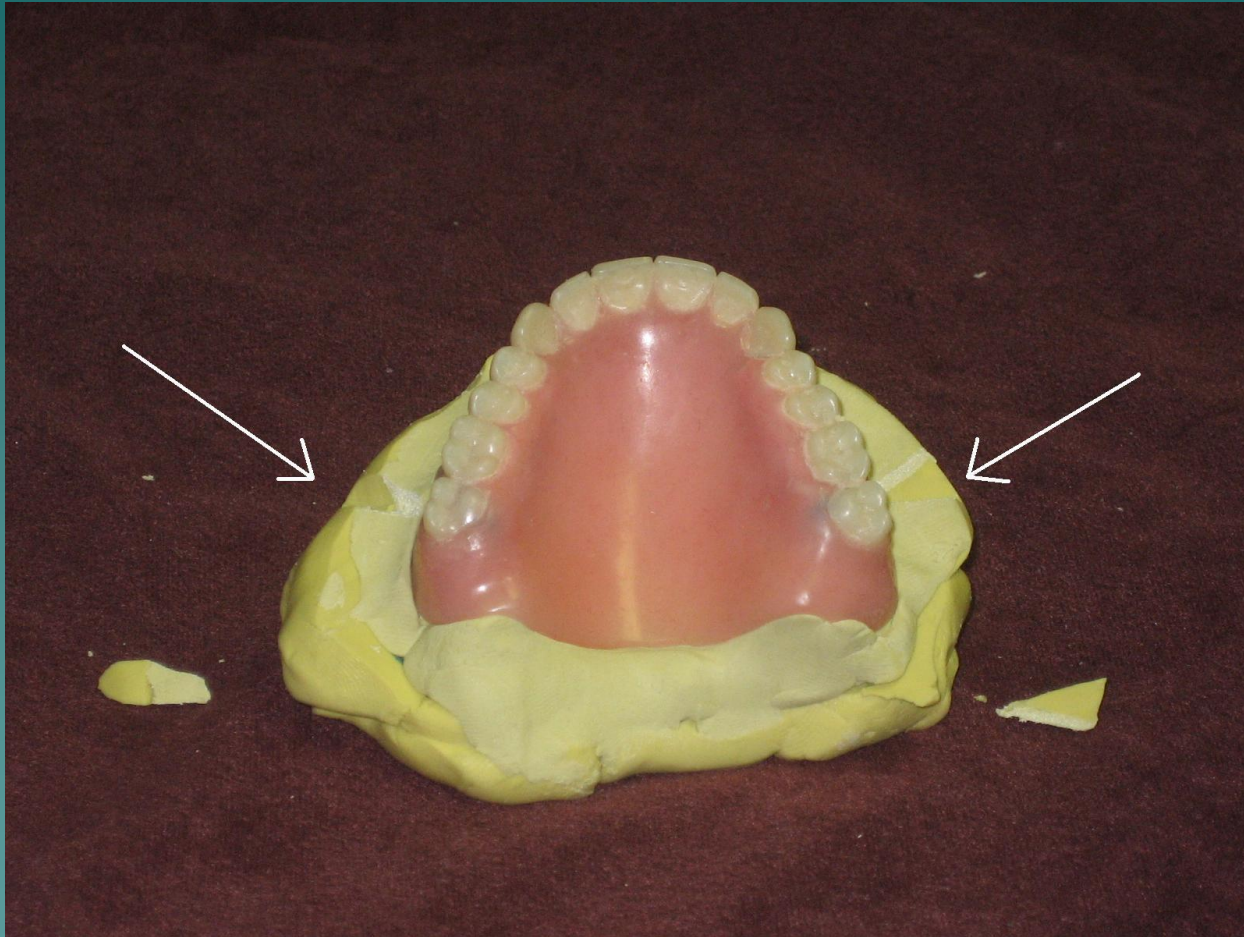
- ◆ **BEGIN BY MIXING 4 SPOONS OF A WITH 4 SPOONS OF B.**

Putty Method



- ◆ PRESS AND ADAPT INSIDE TISSUE AREA OF DENTURE.
- ◆ FORM A BASE ON THE COUNTER & SET DENTURE ON BASE.
- ◆ CHECK PERIPHERIES FOR GOOD ADAPTATION.
- ◆ LET SET UP ABOUT 5 MINUTES. **DO NOT SEPARATE**

Putty Method



- ◆ CUT KEY NOTCHES IN OUTSIDE BASE.

Putty Method



- ◆ **LIGHTLY VASELINE OUTSIDE OF BASE SURFACE.**

Putty Method



- ◆ **MIX 4 SPOONS OF A AND 4 SPOONS OF B.**
- ◆ **ADAPT TO TOP OF DENTURE TEETH AND SURFACE.**

Putty Method



- ◆ **ADD TO FORM A MOUND AGAINST THE BASE.**
- ◆ **ALLOW 5 MINUTES TO SET UP.**

Putty Method



- ◆ **SEPARATE AND INSPECT DUPLICATION.**
- ◆ **DUPLICATE OTHER DENTURE (*IF APPLICABLE*).**
- ◆ **RECORD SHADE AND RETURN DENTURE TO PATIENT.**

Putty Method

- ◆ **SEND TO LABORATORY WITH THE FINAL IMPRESSION, OR A WASH CAN BE DONE IN THE RETURNED SET-UPS AT NEXT APPOINTMENT.**

Putty Method



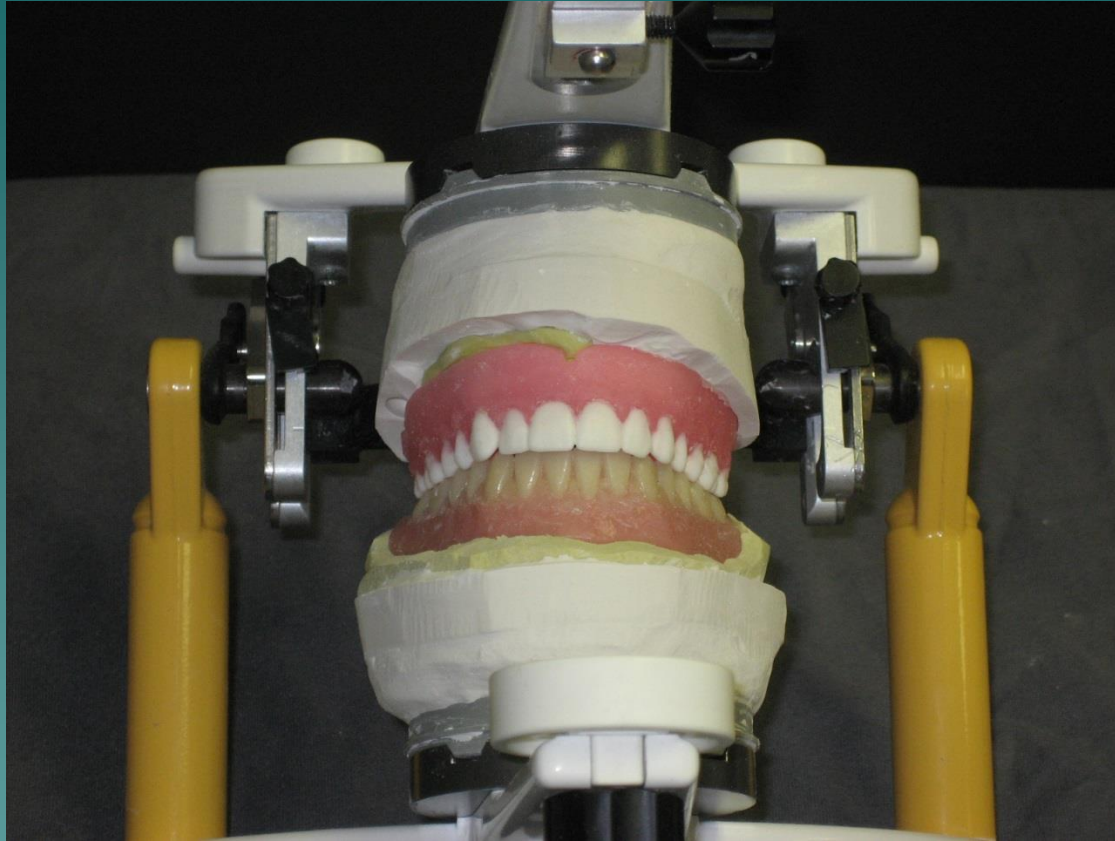
- ◆ **AT THE LAB, PINK WAX IS INJECTED INTO THE MATRIX.**
- ◆ **TRIAD, ECLIPSE, OR VACUFORM BASE MAY BE FABRICATED.**

Putty Method



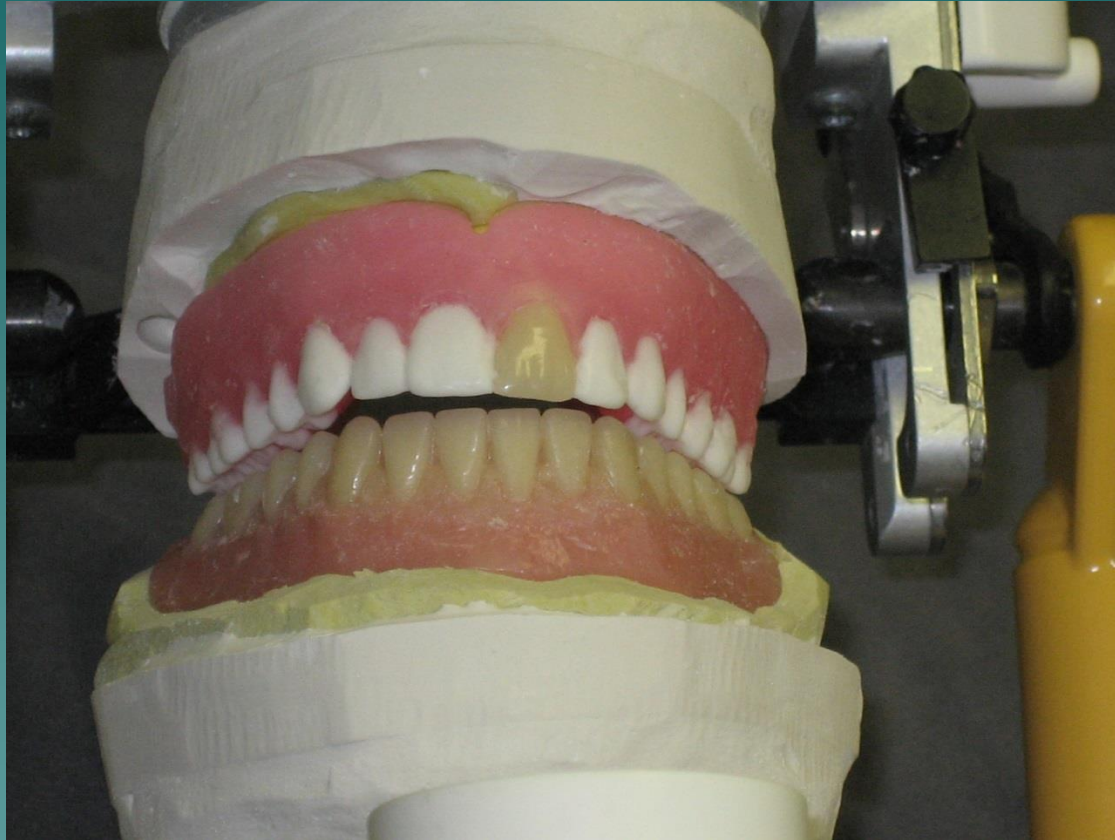
- ◆ **COMPLETED PINK & WHITE WAX DUPLICATE DENTURE.**

Putty Method



MOUNTED DUPLICATE DENTURE

Putty Method



- ◆ **TEETH MAY BE SET UP FROM EXISTING MOULD.**

Putty Method



- ◆ **VERTICAL MAY BE OPENED IF NECESSARY.**

Putty Method

- ◆ **SETUP RETURNED MATCHING OLD DENTURE.**
- ◆ **TRY IN AND DO A WASH IMPRESSION IF NECESSARY.**
- ◆ **CHECK MIDLINE AND PLANE OF OCCLUSION.**
- ◆ **RETURN FOR RE-TRYIN OR FINISH.**