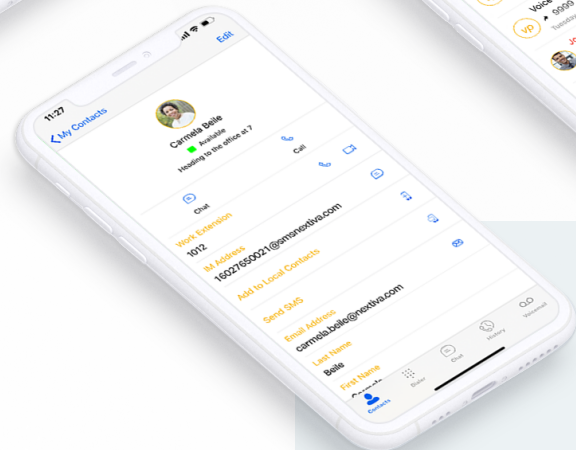
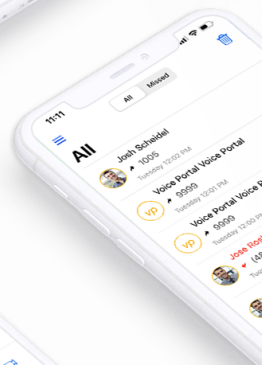


# Nextiva App for iOS



## Table of contents

Contacts

Transfer calls


Pull calls

Send text messages

# Take your Nextiva service with you wherever you go.

## Contacts

On the home screen, My Contacts, you'll find all your saved contacts and favorites for easy access to frequently used numbers.

In the top-right corner, search your company directory or contacts saved on your cell phone using the **Filter**  icon.

## Call or video with a contact.

To call a contact, tap their name and choose **Call** or **Video**.

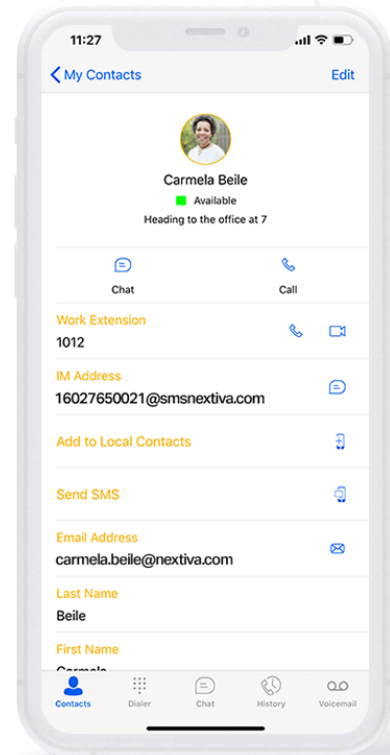


## Add a contact.

To save a contact from your directory to My Contacts, search and tap on a contact > **Add to Contacts**.


## Add to favorites.

To add a contact as a Favorite, search and tap on a contact > **Add to Favorites**.




## Transfer calls.

### Immediate transfers

In the bottom-right corner, choose the **Ellipses**  > **Transfer**.

Type your transfer-to phone number or search a contact in My Contacts/Directory. Choose **Transfer to \_** when ready.

### Personal transfers

In the bottom-right corner, choose the **Ellipses**  > **Transfer**.

Search any internal contact by typing their name or searching My Contacts/Directory.

Next, choose **Call\_first** to warm transfer and speak to the call recipient before completion. Complete transfer when ready.

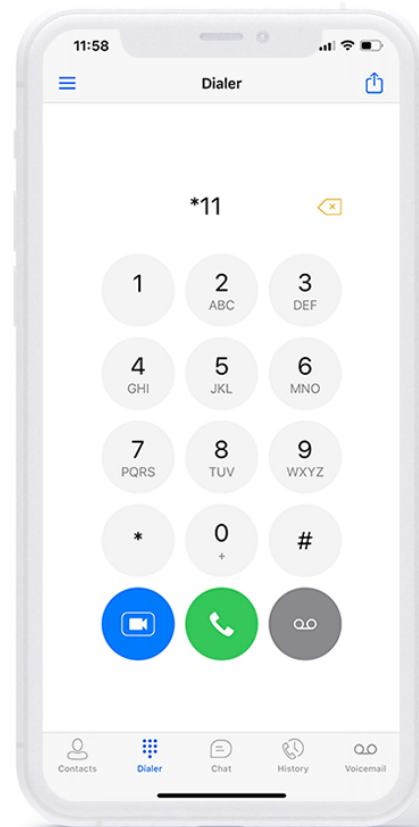
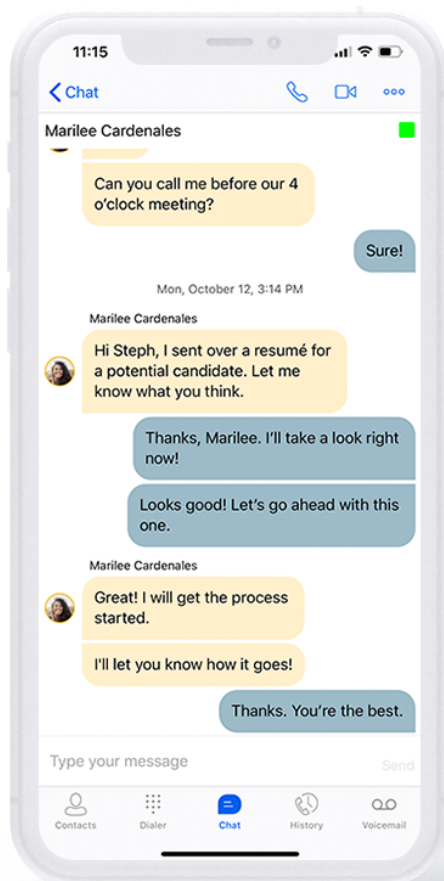
# Amazing relationships are built one connection at a time.

## Pull calls (from your desk phone).

Seamlessly transition a call from your desk phone to the Nextiva Mobile App.

To move your call, at the top right, click **Pull Call** under the **Share** icon.

Or, open the Dial Pad and type **\*11**.



## Send text messages (SMS).

SMS must be enabled on your account to use this feature. If you haven't done this yet, just complete this [form](#). Once enabled, you can send a text to any saved contact.

To add a contact you want to text, go to **My Contacts** and choose **Plus (+) > Add Contact** and enter their IM address as 1+area code+phone number@smsnextiva.com (e.g. 15556667777@smsnextiva.com), and click **Save**.